

AS
MOTOR

2022



MADE
IN
GERMANY

KATALOG
CATALOG
CATALOGUE
CATÁLOGO
КАТАЛОГ

- Schnittbreite**
Cutting width
Largeur de coupe
Anchura de corte
Ширина кошения
- Arbeitsbreite**
working width
Largeur de travail
Anchura de trabajo
Рабочая ширина
- Max. Grashöhe**
Max. gras height
Hauteur de coupe max
Altura de corte
высота кошения
- Schnitthöhenverstellung**
Cutting height adjustment
Réglage de la hauteur de coupe
Regulación de la altura de corte
Регулировка высоты кошения
- Motor**
Engine
Moteur
Motor
Двигатель
- Nennleistung**
Rated power
Puissance nominale
Potencia nominal
Номинальная мощность
- Maximale Motorleistung**
Maximum engine power
Puissance maximale du moteur
Potencia máxima del motor
Максимальная мощность двигателя
- Allrad-Antrieb**
All wheel drive
Quatre roues motrices
Todas las ruedas motrices
Полный привод
- Hinterradantrieb**
Rear-wheel drive
Propulsion arrière
De tracción trasera
Задний привод
- Ohne Radantrieb**
Without wheel drive
Sans roues motrices
Sin tracción en las ruedas
Без привода колеса
- Geschwindigkeit**
Speed
Vitesse
Velocidad
Скорость
- Maximale Flächenleistung**
Maximum work rate
Rendement maximum
Máximo rendimiento de área
Максимальная производительность
- Betriebsmaße**
Operating dimensions
Dimensions de fonctionnement
Tamaño operativo
Габариты
- Differenzialsperre**
Differential lock
Blocage de différentiel
Bloqueo del diferencial
Блокировка дифференциала
- Gewicht**
Weight
Poids
Peso
Вес
- Bestellnummer**
Order number
Référence
Orden
Номер для заказа
- Mulchen**
Mulching
Mulching
Mulching
Мульча
- Rasen**
Use lawn
Pelouse
Usó en césped
Садово-парковый газон
- Blumenwiese**
Flower meadow
Pré de fleurs
Prado de flores
Луговой газон
- Hohes Wiesengras**
Tall meadow grass
Herbe haute prairie
Pradera de hierba alta
Высокая луговая трава
- Gestrüpp**
Brushwood
Broussailles
Maleza
Бурьян
- PRO** Professionell
Professional
Professionnel
Для профессионалов
- Unebenes Gelände**
Uneven terrain
Terrain accidenté
Terreno desigual
Неровная местность
- Steilhang**
Slope
Pentes fortes
Escarpa
Крутой склон
- 4WD** Allrad-Antrieb
All wheel drive
Quatre roues motrices
Todas las ruedas motrices
Полный привод
- Fernsteuerung**
Remote control
Télécommande
Mando a distancia
Дистанционное управление
- Verbundsteine**
Interlocking pavers
Pavés autobloquants
enclavamiento adoquines
Брусчатка
- Kopfsteinpflaster**
Cobblestones
Pavé inégal
Adoquines
Булыжный камень
- Geeignet**
Suitable
Adapté
Adecuado
Подходит
- Bestens geeignet**
Best for
Idéalement adapté
Idealmente adecuado
Идеально подходит
- Mehr Informationen**
More information
Plus d'informations
Mas informacion
Больше информации



AS-MOTOR GERMANY

Ob hohes Gras, steile Hänge oder unwegsames Gelände – AS-Motor entwickelt und produziert Mäher für höchste Ansprüche: Mulchmäher, Profi-Rasenmäher, Allmäher®, Schlegelmäher, Aufsitz-Allmäher, ferngesteuerte Mäher und mechanische Wildkrautentferner. Als schwäbisches Unternehmen legen wir großen Wert auf die Qualität, Robustheit und Praxistauglichkeit unserer Produkte. Für unsere Geräte gilt „Made in Germany, weltweit im Einsatz“.


Whether high grass, steep slopes or rough terrain – AS-Motor develops and produces mowers for the most rigorous demands: mulching lawn mowers, professional lawn mowers, Allmäher®, flail mowers, ride-on Allmähers, remote-controlled mowers and mechanical weed removers. As a Swabian enterprise we are committed to the quality, robustness, and the viability of our products in practice. The following applies to our products – “Made in Germany, used worldwide“.

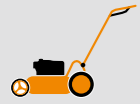
Qu'il s'agisse d'herbes hautes, de pentes abruptes ou de terrains accidentés, AS-Motor conçoit et fabrique des tondeuses pour les utilisations les plus difficiles : tondeuses mulching, tondeuses professionnelles, débroussailleuses, broyeurs à fléaux, tondeuses autoportées, tondeuses télécommandées et désherbeuses mécaniques. Nous sommes une entreprise familiale souabe et à ce titre la qualité, la solidité et le caractère pratique de nos produits sont pour nous une priorité. Nos produits sont « Made in Germany et utilisés dans le monde entier ».

Ya se trate de hierba alta, pendientes pronunciadas o terrenos difíciles, AS-Motor desarrolla y produce segadoras para las más rigurosas demandas: segadoras de martillo, cortacespedes profesionales, cortacespedes mulching, segadoras teledirigidas et deshebedora de malezas mecánicas. Como empresa familiar de Suabia, estamos comprometidos con la calidad, la solidez y la viabilidad de nuestros productos en la práctica. Lo siguiente se aplica a nuestros productos: „Hecho en Alemania, usado en todo el mundo“.

Высокая трава, крутые склоны или бездорожье - компания AS-Motor разрабатывает и производит косилки для самых высоких требований: мульчирующие косилки, профессиональные газонокосилки, универсальные косилки, роторные косилки-измельчители, косилки с дистанционным управлением и механические удалители сорняков. Являясь швабским семейным предприятием, мы придаем большое значение качеству, прочности и практической пригодности нашей продукции. К нашим изделиям относится слоган “Сделано в Германии для эксплуатации по всему миру”.







NEW

AS-MOTOR
ELECTRIC



AS 420 EProClip	15
AS 470 EProClip A	15
AS 510 EProClip A	14
AS 420 ProClip 4T	17
AS 470 ProClip 4T	17
AS 510 ProClip 4T A	16
AS 510 ProClip 2T ES A	16
AS 510 ProClip 4T A 2in1	16
AS 510 ProClip 2T ESA2in1	16



AS 600 MultiPro	40
ESM	41
LOSI	41
	40
	41
	40



NEW

AS-MOTOR
ELECTRIC



AS 531 EProCut B	20
AS 531 4T MK	23
AS 531 4T MK B	23
AS 531 2T ES MK B	23
AS 53 2T ES 4WD	22
AS 53 2T ES 4WD RB	22



AS 799 Rider	44
AS 800 FreeRider	44
AS 900 Enduro	46
AS 915 Sherpa 2WD	48
AS 920 Sherpa 2WD	48
AS 940 Sherpa 4WD	50
AS 940 Sherpa 4WD XL	50
AS 1020 YAK 2WD	52
AS 1040 YAK 4WD	52
AS 1040 YAK 4WD XL	52



AS-MOTOR
ELECTRIC

NEW



AS 21 EAllmäher	26
AS 62 EAllmäher	29
AS 63 EAllmäher	28
AS 21 4T B&S	27
AS 21 4T Comfort	27
AS 21 2T ES	27
AS 62 4T B&S	30
AS 63 4T B&S	30
AS 63 2T ES	30
AS 65 4T B&S	32
AS 65 2T ES	32
AS 73 4T B&S	32



NEW



AS 1000 OVIS RC	56
AS 940 Sherpa 4WD RC	57



AS 701 SM	36
AS 901 SM	36



NEW
AS-MOTOR
ELECTRIC



AS 30 EWeedHex	62
AS 50 EWeedHex	60
AS 50 WeedHex	60
AS 30 WeedHex 140	63
AS 30 WeedHex 160	63

AS-MOTOR

m²/h max.

cm max.

AS 420 EProClip	~ 1.600	18
AS 470 EProClip A	1.400	18
AS 510 EProClip A	2.300	20
AS 420 ProClip 4T	~ 1.600	18
AS 470 ProClip 4T	~ 2.000	18
AS 510 ProClip 4T A & 2in1	2.000	20 40
AS 510 ProClip 2T ES A & 2in1	2.150	20 50
AS 531 EProCut B	2.300	30
AS 53 2T ES 4WD & 4WD RB	2.500	40
AS 531 4T MK & 4T MK B	2.100	30
AS 531 2T ES MK B	2.300	50
AS 21 EAllmäher	1.600	60
AS 62 EAllmäher	2.500	90
AS 63 EAllmäher	2.000	100
AS 21 4T B&S & Comfort	1.500	60
AS 21 2T ES	1.200	80
AS 26 2T ES	1.500	70
AS 28 2T ES	2.100	70
AS 62 4T B&S	2.300	90
AS 63 4T B&S	2.300	90
AS 63 2T ES	2.400	100
AS 65 2T ES	2.600	120
AS 65 4T B&S	3.300	150
AS 73 4T B&S	3.700	150
AS 701 SM	2.500	100
AS 901 SM	3.600	130

AS-MOTOR

m²/h max.

cm max.

AS 600 MultiPro ESM	6.000	120
AS 600 MultiPro Losi	4.700	100
AS 600 MultiPro	3.600	80
AS 600 MultiPro	5.000	
AS 799 Rider	6.400	60
AS 800 Freerider	6.400	80
AS 900 Enduro	9.000	120
AS 915 Sherpa 2WD	9.450	130
AS 920 Sherpa 2WD	9.450	150
AS 940 Sherpa 4WD	5.500	150
AS 940 Sherpa 4WD XL	6.000	150
AS 1020 YAK 2WD	6.800	150
AS 1040 YAK 4WD	6.800	150
AS 1040 YAK 4WD XL	7.500	150
AS 940 Sherpa 4WD RC	6.000	150
AS 1000 OVIS RC	5.000	150
AS 50 EWeedHex	~ 800 m²	
AS 30 EWeedHex	~ 10 h	
AS 50 WeedHex	~ 800 m²	
AS 30 WeedHex	~ 10 h	





AS-MOTOR



PRO



4WD

	AS 420 EProClip		■	■	
	AS 470 EProClip A		■	■	
	AS 510 EProClip A		■	■	
	AS 420 ProClip A		■	■	
	AS 470 ProClip 4T		■	■	
	AS 510 ProClip 4T A & 2in1		■	■	
	AS 510 ProClip 2T ES A & 2in1		■	■	
	AS 531 EProCut MK		■	■	
	AS 53 2T ES 4WD & 4WD RB		■		■
	AS 531 4T MK & 4T MK B		■	■	
	AS 531 2T ES MK B		■	■	
	AS 21 EAllmäher				
	AS 62 EAllmäher		■	■	
	AS 63 EAllmäher		■	■	
	AS 21 4T B&S & Comfort				
	AS 21 2T ES			■	
	AS 26 2T ES			■	
	AS 28 2T ES			■	
	AS 62 4T B&S		■	■	
	AS 63 4T B&S		■	■	
	AS 63 2T ES		■	■	
	AS 65 2T ES		■	■	
	AS 65 4T B&S		■	■	
	AS 73 4T B&S		■	■	
	AS 701 SM		■	■	
	AS 901 SM		■	■	





AS-MOTOR




PRO

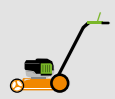


4WD

	AS 600 MultiPro ESM		■		
	AS 600 MultiPro Losi				
	AS 600 MultiPro		■	■	
	AS 600 MultiPro		■		
	AS 799 Rider				
	AS 800 Freerider			■	
	AS 900 Enduro		■		
	AS 915 Sherpa 2WD		■	■	
	AS 920 Sherpa 2WD		■	■	
	AS 940 Sherpa 4WD		■	■	■
	AS 940 Sherpa 4WD XL		■	■	■
	AS 1020 YAK 2WD		■	■	
	AS 1040 YAK 4WD		■	■	■
	AS 1040 YAK 4WD XL		■	■	■
	AS 940 Sherpa 4WD RC		■	■	■
	AS 1000 OVIS RC		■	■	
	AS 50 EWeedHex		■		
	AS 30 EWeedHex		■		
	AS 50 WeedHex		■		
	AS 30 WeedHex				140 ■ 160

■ = 👍 ■ = 👍





AS 510 EProClip A



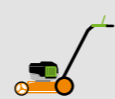
AS-MOTOR / **ELECTRIC**



AS 510 EProClip A



AS 510 EProClip A	51 cm	max. 20 cm	40 – 90 mm (30 - 80mm) 6 x	AS-Motor Electric 56V Lithium Ion	50.4 Volt	56 Volt	2 WD	1,9 – 4,7 km/h	2.300 m ² /h	A: 139 cm B: 55 cm C: 100 cm	43 kg	G51000113



AS 470 EProClip A



AS 470 EProClip A



AS 420 EProClip A



AS 420 EProClip




AS 420 EProClip	42 cm	max. 18 cm	40 – 80 mm 5 x	AS-Motor Electric 56V Lithium Ion	50.4 Volt	56 Volt	-	-	ca. 1.600 m ² /h	A: 127 cm B: 46 cm C: 100 cm	30 kg	G47000206
AS 470 EProClip A	47 cm	max. 18 cm	40 – 80 mm 5 x	AS-Motor Electric 56V Lithium Ion	50.4 Volt	56 Volt	2 WD	2,6 - 3,0 km/h	1.400 m ² /h	A: 131 cm B: 51 cm C: 100 cm	35 kg	G47000105



2in1

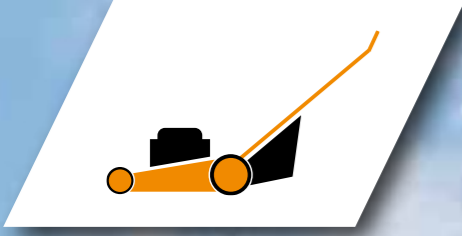
AS 510 PROCLIP
2T ES A 2in1

AS 510 PROCLIP 4T A



	Deck	Height	Cutting	Engine	Power	Max. Power	Drive	Speed	Area	Dimensions	Weight	Code
AS 510 ProClip 2T ES A 2in1	51 cm	max. 20 cm (50 cm)	40 – 90 mm 6 x	AS 2-stroke 165 ccm	2,8 kW (3,8 hp) 2.800 min ⁻¹	4,4 kW (6,0 hp) 4.500 min ⁻¹	2 WD	2,1 – 4,3 km/h	2.150 m ² /h	A: 139 cm B: 55 (73) cm C: 100 cm	48 kg	G51000110
AS 510 ProClip 4T A 2in1	51 cm	max. 20 cm (40 cm)	40 – 90 mm 6 x	B&S 4-stroke 850 PXi, 190 ccm	3,2 kW (4,3 hp) 2.800 min ⁻¹	4,1 kW (5,6 hp) 3.600 min ⁻¹	2 WD	2,0 – 4,0 km/h	2.000 m ² /h	A: 139 cm B: 55 (73) cm C: 100 cm	44 kg	G51000109
AS 510 ProClip 2T ES A	51 cm	max. 20 cm	40 – 90 mm 6 x	AS 2-stroke 165 ccm	2,8 kW (3,8 hp) 2.800 min ⁻¹	4,4 kW (6,0 hp) 4.500 min ⁻¹	2 WD	2,1 – 4,3 km/h	2.150 m ² /h	A: 139 cm B: 55 cm C: 100 cm	48 kg	G51000111
AS 510 ProClip 4T A	51 cm	max. 20 cm	40 – 90 mm 6 x	B&S 4-stroke 850 PXi, 190 ccm	3,2 kW (4,3 hp) 2.800 min ⁻¹	4,1 kW (5,6 hp) 3.600 min ⁻¹	2 WD	2,0 – 4,0 km/h	2.000 m ² /h	A: 139 cm B: 55 cm C: 100 cm	43 kg	G51000108

	Deck	Height	Cutting	Engine	Power	Max. Power	Drive	Speed	Area	Dimensions	Weight	Code
AS 420 ProClip 4T	42 cm	max. 18 cm	40 – 80 mm 5 x	B&S 4-stroke 850 PXi, 190 ccm	3,2 kW (4,3 hp) 2.800 min ⁻¹	4,1 kW (5,6 hp) 3.600 min ⁻¹	-	-	ca. 1.600 m ² /h	A: 127 cm B: 46 cm C: 100 cm	30 kg	G47000204
AS 470 ProClip 4T	47 cm	max. 18 cm	40 – 80 mm 5 x	B&S 4-stroke 850 PXi, 190 ccm	3,2 kW (4,3hp) 2.800 min ⁻¹	4,1 kW (5,6 hp) 3.600 min ⁻¹	-	-	ca. 2.000 m ² /h	A: 131 cm B: 51 cm C: 100 cm	31 kg	G47000103





AS 531 EPROCUT B



AS-MOTOR / ELECTRIC



AS 531 EProCutB



AS 531 EProCut B	53 cm	max. 30 cm	30 – 80 mm 6 x	AS-Motor Electric 56V Lithium Ion	50.4 Volt	56 Volt	2 WD	2,6 – 4,4 km/h	2.300 m ² /h	A: 164 cm B: 59 cm C: 99 cm	54 kg	G53100116





AS 53 2T ES 4WD RB



Model	Cutting width	Max. cutting height	Deck	Engine	Power (kW/hp)	Max. Power (kW/hp)	Drive	Speed (km/h)	Area (m²/h)	Dimensions (A/B/C)	Weight	Accessories
AS 53 2T ES 4WD RB	53 cm	max. 40 cm	30 – 100 mm 6 x	AS 2-stroke 165 ccm	2,8 kW (3,8 hp) 2.800 min ⁻¹	4,4 kW (6,0 hp) 4.500 min ⁻¹	4 WD	3,1 – 4,8 km/h	2.500 m ² /h	A: 178 cm B: 82 cm C: 99 cm	68 kg	G04400101
AS 53 2T ES 4WD RB	53 cm	max. 40 cm	30 – 100 mm 6 x	AS 2-stroke 165 ccm	2,8 kW (3,8 hp) 2.800 min ⁻¹	4,4 kW (6,0 hp) 4.500 min ⁻¹	4 WD	3,1 – 4,8 km/h	2.500 m ² /h	A: 178 cm B: 82 cm C: 99 cm	68 kg	G04300102




AS 531 2T ES MK B



AS 531 4T MK B



Model	Cutting width	Max. cutting height	Deck	Engine	Power (kW/hp)	Max. Power (kW/hp)	Drive	Speed (km/h)	Area (m²/h)	Dimensions (A/B/C)	Weight	Accessories
AS 531 2T ES MK B	53 cm	max. 50 cm	30 – 80 mm 6 x	AS 2-stroke ES 165 ccm	2,8 kW (3,8 hp) 2.800 min ⁻¹	4,4 kW (6,0 hp) 4.500 min ⁻¹	2 WD	3,0 – 4,5 km/h	2.300 m ² /h	A: 164 cm B: 59 cm C: 99 cm	57 kg	G53100113
AS 531 4T MK B	53 cm	max. 30 cm	30 – 80 mm 6 x	Kawasaki 4-stroke-engine 180 ccm	2,9 kW (4,0 hp) 2.800 min ⁻¹	3,4 kW (4,6 hp) 3.600 min ⁻¹	2 WD	3,0 – 4,5 km/h	2.100 m ² /h	A: 164 cm B: 59 cm C: 99 cm	61 kg	G53100115
AS 531 4T MK	53 cm	max. 30 cm	30 – 80 mm 6 x	Kawasaki 4-stroke-engine 180 ccm	2,9 kW (4,0 hp) 2.800 min ⁻¹	3,4 kW (4,6 hp) 3.600 min ⁻¹	2 WD	3,0 – 4,5 km/h	2.100 m ² /h	A: 164 cm B: 59 cm C: 99 cm	60 kg	G53100114





AS-MOTOR /
ELECTRIC



AS 21 E Allmäher



AS 21 E Allmäher	51 cm	max. 60 cm	55 – 80 mm 4 x	AS-Motor Electric 56V Lithium Ion	50.4 Volt	56 Volt	2 WD	2,8 - 3,3 km/h	1.600 m ² /h	A: 200 cm B: 74 cm C: 99 cm	49 kg	G06100104
------------------	-------	------------	-------------------	--------------------------------------	-----------	---------	------	----------------	-------------------------	-----------------------------------	-------	-----------



AS 21 2T ES



AS 21 4T Comfort



AS 21 4T B&S



	51 cm	max. 80 cm	55 – 80 mm 2+4 x	AS 2-stroke ES 165 ccm	4,0 kW (5,4 hp) 3.800 min ⁻¹	4,4 kW (6,0 hp) 4.500 min ⁻¹	2 WD	2,4 km/h	1.200 m ² /h	A: 195 cm B: 74 cm C: 99 cm	54 kg	G06100103
AS 21 2T ES	51 cm	max. 80 cm	55 – 80 mm 2+4 x	AS 2-stroke ES 165 ccm	4,0 kW (5,4 hp) 3.800 min ⁻¹	4,4 kW (6,0 hp) 4.500 min ⁻¹	2 WD	2,4 km/h	1.200 m ² /h	A: 195 cm B: 74 cm C: 99 cm	54 kg	G06100103
AS 21 4T B&S	51 cm	max. 60 cm	55 – 80 mm 2 x	B&S 4-stroke 850 PXi, 190 ccm	3,6 kW (4,9 hp) 3.300 min ⁻¹	4,1 kW (5,6 hp) 3.600 min ⁻¹	2 WD	3,0 km/h	1.500 m ² /h	A: 165 cm B: 71 cm C: 99 cm	41 kg	G06100101
AS 21 4T Comfort	51 cm	max. 60 cm	55 – 80 mm 2 + 4 x	B&S 4-stroke 850 PXi, 190 ccm	3,6 kW (4,9 hp) 3.300 min ⁻¹	4,1 kW (5,6 hp) 3.600 min ⁻¹	2 WD	3,0 km/h	1.500 m ² /h	A: 200 cm B: 74 cm C: 99 cm	50 kg	G06100102



AS-MOTOR /
ELECTRIC



AS 63 EAllmäher



AS 63 EAllmäher	61 cm	max. 90 cm	50 – 100 mm 6 x	AS-Motor Electric 56V Lithium Ion	50.4 Volt	56 Volt	2 WD	1,7 – 3,4 km/h	2.000 m ² /h	A: 191 cm B: 70 cm C: 99 cm	74 kg	G60000106



AS 62 EAllmäher



AS 62 EAllmäher	61 cm	max. 90 cm	50 – 100 mm 6 x	AS-Motor Electric 56V Lithium Ion	50 Volt	56 Volt	2 WD	2,0 – 4,1 km/h	2.500 m ² /h	A: 178 cm B: 82 cm C: 99 cm	69 kg	G60000203




AS 62 4T B&S



AS 63 4T B&S



AS 63 2T ES



AS 62 4T B&S	61 cm	max. 90 cm	50 – 100 mm 4 x	B&S 4-Takt-Motor, 850 PXI, 190 ccm	3,7 kW (5,1 hp) 3.600 min ⁻¹	4,1 kW (5,6 hp) 3.600 min ⁻¹	2 WD	1,8 – 3,8 km/h	2.300 m ² /h	A: 191 cm B: 70 cm C: 99 cm	66 kg	G60000202
AS 63 2T ES	61 cm	max. 100 cm	50 – 100 mm 4 x	AS 2-stroke ES 165 ccm	4,0 kW (5,4 hp) 3.800 min ⁻¹	4,4 kW (6,0 hp) 4.500 min ⁻¹	2 WD	2,0 – 4,0 km/h	2.400 m ² /h	A: 191 cm B: 70 cm C: 99 cm	78 kg	G60000105
AS 63 4T B&S	61 cm	max. 90 cm	50 – 100 mm 4 x	B&S 4-Takt-Motor, 850 PXI, 190 ccm	3,7 kW (5,1 hp) 3.600 min ⁻¹	4,1 kW (5,6 hp) 3.600 min ⁻¹	2 WD	1,8 – 3,8 km/h	2.300 m ² /h	A: 191 cm B: 70 cm C: 99 cm	74 kg	G60000104





AS 65 2T ES




AS 73 4T B&S



AS 65 2T ES	65 cm	max. 120 cm	50 – 100 mm	AS 2-stroke ES 165 ccm	4,0 kW (5,4hp) 3.800 min ⁻¹	4,4 kW (6,0 hp) 4.500 min ⁻¹	2 WD	⇒ 1,4 – 4,1 km/h ⇐ 1,9 km/h	2.600 m ² /h	A: 220 cm B: 71 cm C: 99 cm	114 kg	G06700102
AS 65 4T B&S	65 cm	max. 150 cm	50 – 100 mm	B&S 4-stroke Series 3 INTEK, 344 ccm	7,6 kW (10,3 hp) 3.300 min ⁻¹	9,7 kW (13,0 hp) 3.600 min ⁻¹	2 WD	⇒ 1,6 – 5,1 km/h ⇐ 2,4 km/h	3.300 m ² /h	A: 220 cm B: 71 cm C: 99 cm	125 kg	G06700008
AS 73 4T B&S	73 cm	max. 150 cm	50 – 100 mm	B&S 4-stroke Series 3 INTEK, 344 ccm	7,6 kW (10,3 hp) 3.300 min ⁻¹	9,7 kW (13,0 hp) 3.600 min ⁻¹	2 WD	⇒ 1,6 – 5,1 km/h ⇐ 2,4 km/h	3.700 m ² /h	A: 224 cm B: 79 cm C: 99 cm	135 kg	G06700001







AS 701

AS 901



AS 701 SM



AS 901 SM



AS 701 SM	70 cm	max. 100 cm	10 – 100 mm 6 x	B&S 4-stroke Series 3 INTEK, 1-cylinder, 344 ccm	7,6 kW (10,3 hp) 3.300 min ⁻¹	9,7 kW (13,0 hp) 3.600 min ⁻¹	2 WD	> 1,1 – 3,6 km/h < 1,7 km/h	2.500 m ² /h	A: 220 cm B: 84 cm C: 105 cm	196 kg	G90100701
AS 901 SM	90 cm	max. 130 cm	10 – 100 mm 6 x	B&S 4-stroke Vanguard V-Twin 2-cylinder, 480 ccm	10,7 kW (14,5 hp) 3.500 min ⁻¹	11,9 kW (16,0 hp) 3.600 min ⁻¹	2 WD	> 1,2 – 4,0 km/h < 1,8 km/h	3.600 m ² /h	A: 220 cm B: 104 cm C: 105 cm	215 kg	G90100001







AS 600 MULTIPRO




G90900101

G90900102

AS 600 Multipro



AS 600 MultiPro	Honda GX 270 OHV 270 ccm	5,6 kW (7,6 hp) 2.900 min ⁻¹	6,3 kW (8,6 hp) bei 3.600 min ⁻¹	→ 0 – 5,3 km/h ← 0 – 2,4 km/h	2WD	A: 200 cm B: 80 cm C: 97 cm	90 kg	G90900101



ESM	126 cm	max. 120 cm	4 – 12 cm	64 kg	G90900102
Losi	117 cm	max. 100 cm	4 – 12 cm	49 kg	G90900103
	68 cm	max. 80 cm	3 – 11 cm	70 kg	G90900104
	100 cm	-	-	61 kg	G90900105
	100 cm	-	-	51 kg	G90900108





AS 799

AS 800



AS 799 RIDER



AS 800 FREERIDER



AS 800



AS 799



AS 800



AS 799 Rider	80 cm	max. 60 cm	35 – 85 mm 4 x	B&S 4-stroke Series 3 Powerbuilt, 344 ccm	6,5 kW (8,8 hp) 3.200 min ⁻¹	7,8 kW (10,6 hp) 3.600 min ⁻¹	2 WD	→ 0 – 8,0 km/h ← 0 – 6,0 km/h	6.400 m ² /h	A: 170 cm B: 87 cm C: 96 cm	204 kg	G06800102
AS 800 FreeRider	80 cm	max. 80 cm	35 – 85 mm 4 x	B&S 4-stroke Series 3 INTEK, 344 ccm	7,6 kW (10,3 hp) 3.200 min ⁻¹	9,7 kW (13,0 hp) 3.600 min ⁻¹	2 WD	→ 0 – 8,0 km/h ← 0 – 6,0 km/h	6.400 m ² /h	A: 170 cm B: 87 cm C: 96 cm	231 kg	G06800101





AS 900



AS 900 ENDURO



AS 900 Enduro	90 cm	max. 120 cm	50 – 90 mm 4 x	B&S 4-stroke 2-cylinder, Series 7 INTEK, 656 ccm	11,1 kW (15,1 hp) 3.300 min ⁻¹	11,9 kW (16,2 hp) 3.600 min ⁻¹	2 WD	→ 0 – 10,0 km/h ← 0 – 9,5 km/h	9.000 m ² /h max.	A: 183 cm B: 100 cm C: 95 cm	298 kg	G06600102





AS 915

AS 920



AS 915 SHERPA 2WD



AS 920 SHERPA 2WD



AS 915 Sherpa 2WD	90 cm	max. 130 cm	50 – 105 mm 5x	B&S 4-stroke 2-cylinder, Professional Series 7220, 656 ccm	13,3 kW (18,0 hp) 3.300 min ⁻¹	16,4 kW (22,0 hp) 3.600 min ⁻¹	2 WD	→ 0 – 10,5 km/h ← 0 – 8,2 km/h	9.450 m ³ /h	A: 191 cm B: 98 cm C: 100 cm	270 kg	G06900601
AS 920 Sherpa 2WD	90 cm	max. 150 cm	50 – 105 mm 5x	B&S 4-stroke 2-cylinder, Professional Series 8, 724 ccm	16,5 kW (22,4 hp) 3.300 min ⁻¹	20,1 kW (27 hp) 3.600 min ⁻¹	2 WD	→ 0 – 10,5 km/h ← 0 – 8,2 km/h	9.450 m ³ /h	A: 191 cm B: 98 cm C: 152 cm	280 kg	G06900201





AS 940



AS 940 SHERPA 4WD XL



AS 940 SHERPA 4WD



AS 940 Sherpa 4WD	AS 940 Sherpa 4WD XL
90 cm	max. 150 cm
max. 150 cm	max. 150 cm
50 – 105 mm 5x	80 – 135 mm 5x
B&S 4-stroke 2-cylinder, Professional Series 8, 724 ccm	B&S 4-stroke 2-cylinder, Professional Series 8, 724 ccm
16,5 kW (22,4 hp) 3.300 min ⁻¹	16,5 kW (22,4 hp) 3.300 min ⁻¹
max. 20,1 kW (27 hp) 3.600 min ⁻¹	max. 20,1 kW (27 hp) 3.600 min ⁻¹
4 WD	4 WD
→ 0 – 6,2 km/h ← 0 – 6,0 km/h	→ 0 – 6,7 km/h ← 0 – 6,5 km/h
m ² /h max. 5.500	m ² /h max. 6.000
A: 191 cm B: 98 cm C: 152 cm	A: 191 cm B: 106 cm C: 156 cm
290 kg	298 kg
G06900001	G06900006





AS 1040 YAK

AS 1020 YAK




AS 1040 YAK 4WD XL



AS 1040 YAK 4WD




AS 1020 YAK 2WD



AS 1040 YAK 4WD XL	100 cm	max. 150 cm	30 – 110 mm 7x	B&S 4-stroke 2-cylinder, Vanguard V-Twin, 627 ccm	15,5 kW (21.1 hp) 3.600 min ⁻¹	17,2 kW (23 hp) 3.600 min ⁻¹	4 WD	⇒ 0 – 7,3 km/h ⇐ 0 – 6,8 km/h	6.800 m ² /h	A: 199 cm B: 122 cm C: 162 cm	351 kg	G90400103
AS 1040 YAK 4WD	100 cm	max. 150cm	30 – 110 mm 7x	B&S 4-stroke 2-cylinder, Vanguard V-Twin, 627 ccm	15,5 kW (21.1 hp) 3.600 min ⁻¹	17,2 kW (23 hp) 3.600 min ⁻¹	4 WD	⇒ 0 – 6,8 km/h ⇐ 0 – 6,3 km/h	6.800 m ² /h	A: 199 cm B: 122 cm C: 159 cm	335 kg	G90400101
AS 1020 YAK 2WD	100 cm	max. 150 cm	30 – 110 mm 7x	B&S 4-stroke 2-cylinder, Vanguard V-Twin, 627 ccm	15,5 kW (21.1 hp) 3.600 min ⁻¹	17,2 kW (23 hp) 3.600 min ⁻¹	2 WD	⇒ 0 – 6,8 km/h ⇐ 0 – 6,3 km/h	6.800 m ² /h	A: 199 cm B: 122 cm C: 159 cm	323 kg	G90400201







AS 1000 OVIS RC



AS 1000 OVIS RC



AS 940 SHERPA 4WD RC

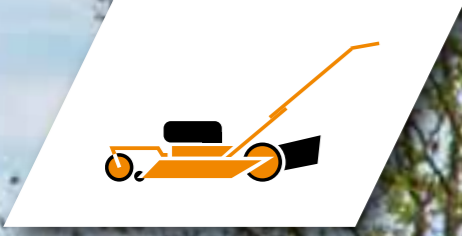


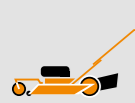
AS 940 SHERPA 4WD RC



AS 1000 OVIS RC	100 cm	max. 150 cm	40 – 110 mm	Vanguard 2-cylinder Professional 3864 627 ccm	15,5 kW (21,1 hp) 3.600 min ⁻¹	17,2 kW (23 hp) 3.600 min ⁻¹	⇒ 0 – 5,0 km/h ⇐ 0 – 5,0 km/h	5.000 m ² /h	A: 184 cm B: 115 cm C: 69 cm	398 kg	G90500101

AS 940 Sherpa 4WD RC	90 cm	max. 150 cm	80 – 135 mm	B&S 4-stroke 2-cylinder, Professional Series 8, 724 ccm	16,5 kW (22,4 hp) 3.300 min ⁻¹	20,1 kW (27 hp) 3.600 min ⁻¹	4 WD	⇒ 0 – 6,7 km/h ⇐ 0 – 6,5 km/h	6.000 m ² /h	A: 191 cm B: 106 cm C: 156 cm	325 kg	G06900401





AS 50 EWEEDEX



AS-MOTOR / ELECTRIC



AS 50 EWEEDEX



AS 50 WEEDHEX



AS 50 EWeedHex	50 cm	AS-Motor Electric 56V Lithium Ion	50.4 Volt	56 Volt	2 WD	1,2 – 2,5 km/h	800 m ² /h	A: 192 cm B: 61 cm C: 99 cm	69 kg	G07300113
AS 50 WeedHex	50 cm	B&S 4-stroke, 850 PXI, 190 ccm	3,2 kW (4,3 hp) 2.800 min ⁻¹	4,1 kW (5,6 hp) 3.600 min ⁻¹	2 WD	1,6 – 2,5 km/h	800 m ² /h	A: 192 cm B: 61 cm C: 99 cm	68 kg	G07300104





AS-MOTOR /
ELECTRIC



AS 30 EWEEDEX
QR code and smartphone icon.



Icon	Icon	Icon	Icon	max. Icon	Icon	Icon	max. h. Icon	Icon	Icon	Icon
AS 30 EWEEDEX	35 cm (42 cm)	AS-Motor Electric 56V Lithium Ion	50.4 Volt	56 Volt	-	-	10 h	A: 157 cm B: 61 cm C: 120 cm	38 kg	G07300112



AS 30 WeedHex 140



G07300109

G07323029



G07300103

G07323029



G07352038



G07323029



G07381001

AS 30 WeedHex 160



Icon	Icon	Icon	Icon	max. Icon	Icon	Icon	max. h. Icon	Icon	Icon	Icon
AS 30 WeedHex 140	35 cm (42 cm)	4-stroke OHV, 140 ccm	1,8 kW (2,5 hp) 2.800 min ⁻¹	2,4 kW (3,3 hp) 3.600 min ⁻¹	-	-	10 h	A: 157 cm B: 61 cm C: 120 cm	31 kg	G07300109
AS 30 WeedHex 160	35 cm (42 cm)	B&S 4-stroke, 850 PXI, 190 ccm	3,2 kW (4,3 hp) 2.800 min ⁻¹	4,1 kW (5,6 hp) 3.600 min ⁻¹	-	-	10 h	A: 157 cm B: 61 cm C: 120 cm	36 kg	G07300114

AS MOTOR

AS-Motor GmbH

Ellwanger Straße 15
D-74424 Buehlertann
Germany


Phone +49 (0) 7973 / 9123 - 0


info@as-motor.de


www.as-motor.com


ARIENS | CO
EST. 1933




 Änderungen und Irrtümer vorbehalten. Aus Angaben oder Abbildungen können keine Ansprüche abgeleitet werden. Mit Erscheinen dieses Katalogs verlieren alle bisherigen Kataloge ihre Gültigkeit. Achtung: Nicht alle in dieser Broschüre aufgelisteten Geräte sind in jedem Land verfügbar. Abbildungen enthalten teilweise Sonderausstattung.

 Changes in technology, equipment and price are reserved. Of information or illustrations no claims can be derived. With publication of this catalog all previous catalogs become invalid. Please note: Not all machinery listed within this brochure is available in all countries. The illustrations partly contain optional equipment.

 Sous réserve de changements de prix et de modifications techniques. Veuillez noter que les machines énumérées dans cette brochure ne sont pas toutes disponibles dans tous les pays. Les illustrations contiennent en partie des équipements en option.

 Precios, características, especificaciones, capacidad, apariencia y disponibilidad de productos están sujetos a cambio sin previo aviso. Con la publicación de este catálogo, todos los catálogos anteriores pierden su validez. Nota: No todas las máquinas que figuran en este folleto están disponibles en todos los países. Las ilustraciones contienen en parte equipamiento opcional.

 Возможны ошибки и изменения. На основании приведенных здесь данных или изображений не могут быть выдвинуты требования. С момента публикации данного каталога все предыдущие каталоги теряют силу. Важно! Не все машины из данного каталога доступны во всех странах. Иллюстрации частично содержат дополнительное оборудование.