

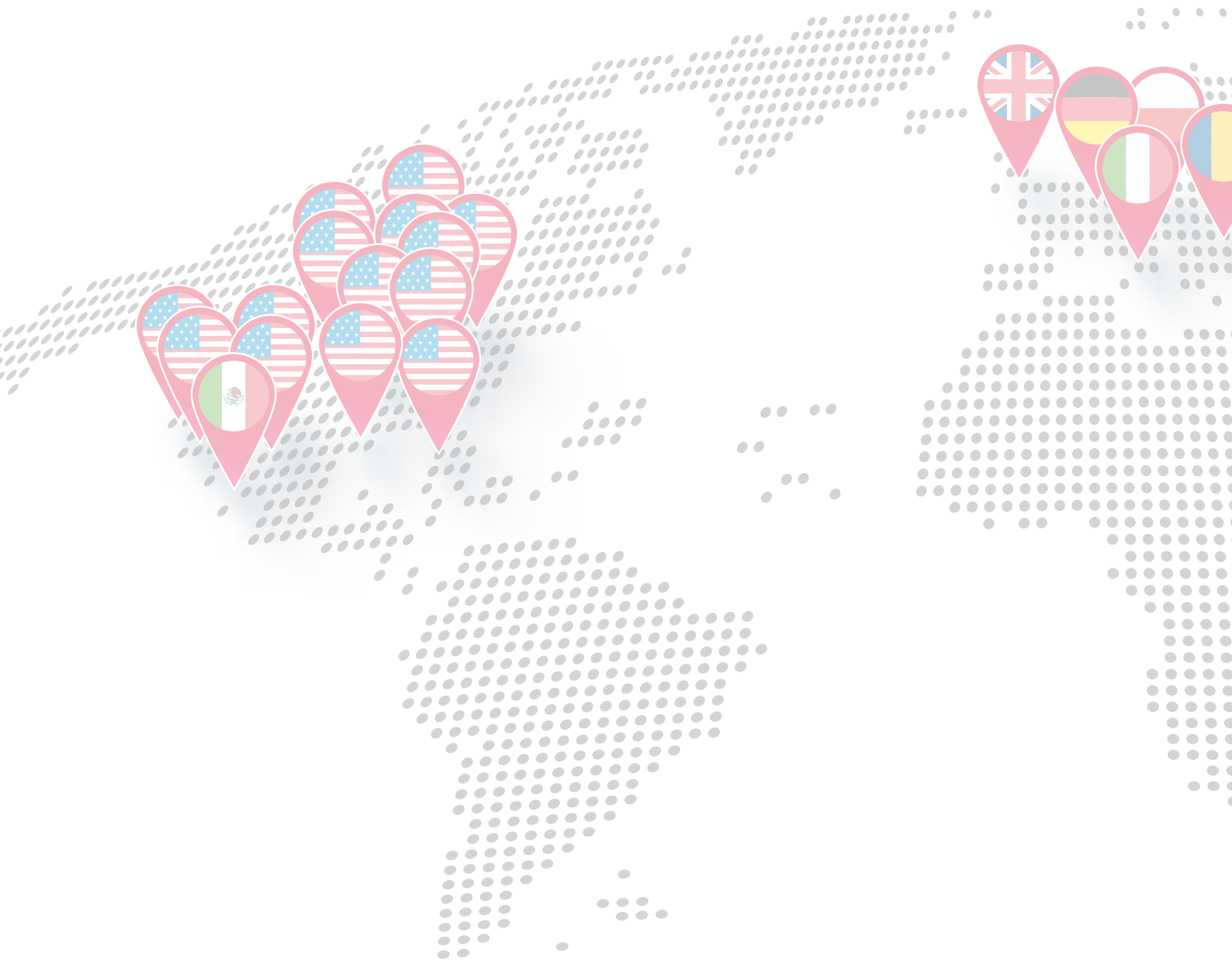


# HOMEOWNER CATALOGUE

HAND-HELD, WALK BEHIND MOWERS, ZERO-TURN RIDING MOWERS







# OUR STORY

At Toro, we take great pride in helping our customers enrich the beauty, productivity, and sustainability of their garden. Through a strong network of professional distributors, dealers and retailers in more than 90 countries, we proudly offer a wide range of products across a family of global brands to help golf courses, professional contractors, agricultural growers, rental companies, government and educational institutions, and homeowners – in addition to many leading sports venues and historic sites around the world.

Since 1914, our mission has been to deliver superior innovation, helping communities around the world care for their outdoor environments and help our customers solve their most important challenges in a sustainable way and extends to improving the rapidly changing world we live in.

**1914.** The Toro Motor Company is founded on July 10, 1914 to build engines for the #1 brand of farm tractors in the United States – The Bull Tractor Company. The name “Toro” is chosen because of the company’s association with Bull.



**1940's.** Toro acquires Whirlwind of Milwaukee in 1948 and with it brought a safer, enclosed rotary mower deck design for Toro. By 1950, 15,000 Toro Whirlwind mowers sold were told in the US.




**1960's.** Toro created its first key electric-starting consumer lawn mower, marketed as the “Key-Lectric Start”. This, along with plans to grow its snow throwers range and home sprinkler systems to match increased demand from the Baby Boomer generation.



**1990's.** During a difficult recession, Toro introduced the Recycler® mower, a revolutionary mulching mower which would become the standard for Toro’s homeowner line up and is still an important selling point for Toro today.



**1930's.** In 1938 Toro introduces the 18” Homelawn power mower, designed specifically for homeowners. With the launch, Toro anticipated a day when every American homeowner would buy a power mower.



**1950's.** A busy decade for Toro with the launch the first plug-in electric start residential reel and rotary mowers and the forward-thinking “Power Handle” that was compatible with a whole family of lawn machines and tools.



**1970's.** Snow throwers were the focus with the introduction of Toro’s first two-stage snow thrower with patented drum auger design and a new single-stage Snow Master snow thrower that replaced the Toro’s first lightweight model, the Snow Pup.



**2000's.** With the turn of the millenium, Toro continued to grow and expand its homeowner range with new hand tools and mowers. Against stiff competition, Toro continues to enter new retail channels.



**Present Day and Beyond.** When it comes to meeting changing buying habits, Toro does its best to stand out as a leading innovator.

After launching the Flex-Force Power System™ range of battery-powered mowers and hand tools in 2020, we only continue to grow this system by adding a new battery mower and ride-on this year.

Future innovations include a new robotic, battery-powered mower for an enjoyable cutting experience for homeowners. Some of its features such as wire-free navigation and the smartphone app which allows users to create, and customise a mowing schedule for convenience.

# INNOVATION

We want to help the world do more with less—as innovatively as possible. Our commitment to extraordinary quality and our focus on problem-solving have allowed us to tackle our customers' toughest challenges. We are dedicated to providing the most innovative products with the highest possible performance and efficiency. We utilise robust product design, test and manufacturing processes that help ensure our products serve the purpose for which they are intended in a reliable and safe manner.

## Problem Solving.

For us, innovation isn't just about big ideas; it's about creating useful solutions that deliver real value. We're committed to making our customers' lives better and their jobs easier by helping them increase productivity and efficiency.

## Customer-Centric.

We're continually evolving with and for our customers. That starts with listening to them and understanding their business. From sharing their challenges and unmet needs to testing prototypes in the field, our customers are true partners in the process. As a result, our innovations are based on deep market knowledge most tech startups don't have.

## Holistic Approach.

When customers choose from among our many global brands, they get more than individual products. They have access to a complete suite of solutions that work together. From powerful lithium ion battery products that share interchangeable batteries to business software that helps them work more efficiently, customers can count on us for an ecosystem with technology at the core.

## ▶▶ Setting the standard for what's next.

Driven by these principles, a dual transformation is underway at The Toro Company as we enhance the products our customers depend on now and create the solutions they need for the future.

This transformation includes a strategic focus on three key areas: alternative power, autonomous solutions and smart-connected products.





# SUSTAINABILITY

## Customer-Centric Innovation

Our goal is to solve problems, not just produce products. Understanding how and why customers continue to use our products drives our approach to product design, durability, longevity, safety and environmental stewardship. During customer engagements, we seek improvement opportunities, and we find ways to incorporate feedback into design upgrades and the next generation of products.



## Water Stewardship

We provide innovative, industry-leading solutions that promote water stewardship in turf, landscape and agricultural settings. With growing global concerns, including water scarcity and pollution, we recognise our opportunity to create positive change and reduce impacts through our products. In support of our customers who work with and on the land, we aim to provide the most innovative and efficient products possible, focused on enhancing conservation and overall water stewardship.



## Energy Efficiency and Engine Emissions Reductions

Within our industries, we anticipate that trends such as electrification, energy optimisation and autonomous and smart-connected products will continue to expand. Recognising this long-term shift, we are advancing our energy-focused leadership by applying research and development to product innovations that address customer and global needs.



## Waste Reduction

In addition to promoting water stewardship and energy efficiency, we are committed to designing products that help our customers reduce waste. We also partner with our suppliers to develop solutions that maximize efficiency and eliminate unnecessary landfill waste.



## Product Safety

At The Toro Company, product safety is a top priority. We are proud of our history of leadership in product safety and product labeling that includes leading the creation of various voluntary safety standards.



# COMMUNITY



At the heart of The Toro Company is our commitment to people, and we believe that a satisfying life comes from contributing to, and engaging with, the communities we live and work in. Community support is core to our culture, and our efforts reflect a dedication to action and engagement that enriches the lives, communities, industries and land we serve.

Our community efforts centre on four pillars: Employees, Community, Industry and *Land. Water. Thrive*. Through employee volunteerism and donations, corporate giving and in-kind donations, we aim to enhance and beautify outdoor spaces while also supporting the shared values of our partner communities and organisations.

## Community Pillars

### EMPLOYEES



Through nonprofit organisations and civic projects, our people are able to engage and support individual areas of interest through financial giving and volunteerism.

### COMMUNITY



We leverage TTC equipment and resources and provide financial support to partner organisations that share our values.

### INDUSTRY



We support projects that advance efforts in the industries we serve, including enhancing outdoor environments, conserving water and promoting physical activity.

### LAND. WATER. THRIVE.



We cultivate, conserve and restore outdoor environments across our global communities and assist smallholder farmers in developing countries to enhance the productivity of the land and drive sustainable solutions to ensure a more food-secure future.



# CONTENTS

## Homeowner Mowers, Tools And Ride-Ons

### KEEP GARDEN WORK SIMPLE.

Make your garden a cut above the rest with products that keep gardening work simple. Smart features, high performance, environmentally friendly solutions help you preserve the beauty, productivity and sustainability of your garden.

Browse our range of lawnmowers, ride-ons and hand tools to find the right one for you.

Any new additions are indicated by a red dot ●

<b>EXPRESS YOUR NATURE:</b> Caring For Your Garden	<b>8 - 11</b>		
<b>WORK SMARTER, NOT HARDER:</b> See How Toro's Blue Smart Features Can Help Your Garden Tasks	<b>12</b>		
<b>SLICE AND DICE YOUR GRASS CLIPPINGS:</b> Recycling Explained	<b>14</b>		
60V Battery Education and Battery Range	<b>16</b>	Corded Vacs	<b>38</b>
60V Batteries And Chargers	<b>18</b>	Petrol Education And Range	<b>40</b>
● 60V Battery Walk-Behind Mowers	<b>20 - 27</b>	● Petrol Walk-Behind Mowers	<b>42 - 49</b>
60V Battery Tools And Tips	<b>28 - 33</b>	Petrol Scarifier	<b>50</b>
72V Battery Garden Tractor	<b>34</b>	Benefits Of A Zero Turn Ride-On	<b>52</b>
● 60V Zero Turn Ride-On	<b>36</b>	● Zero Turn Ride-Ons	<b>54 - 57</b>
<b>PRODUCT SPECIFICATIONS</b>	<b>58 - 67</b>		
<b>WHY BUY TORO GENUINE PARTS?</b>	<b>68</b>		

### PRODUCT NAME AND CODE BREAKDOWN

To make it easier to identify the right mower for you, we have grouped our products into families, based on their overarching feature. Within each group they are coded depending on power source, deck type, deck size and key features. A complete key can be found at the bottom of each product page.

#### **e** Power Source

e Battery

#### **L** Deck Type

C Cast Aluminium Deck  
TM Dual-Force™ Cutting Deck  
L Poly Deck  
S Steel Deck

#### **43** Deck Size *In centimetres.*

#### **VST** Key Features

P Push  
A Automatic Drive Rear Wheel Drive  
V Variable Speed Rear Wheel Drive  
O One Speed  
BC Blade Brake Clutch (BBC)  
ST SmartStow®  
W All Wheel Drive (AWD)  
K Key Start





# *Express* **YOUR NATURE**

**ANY WAY YOU CUT IT, MOWING IS PERSONAL — AND NO TWO GARDENS ARE THE SAME.**

And whether you're the type who meticulously mows checkerboard patterns or someone who prefers to kick back on the patio and listen to the hum of a robotic mower, it's done your way — because there isn't any other way to do it. A principle we stand by. And through innovative design, durability and comfort, Toro delivers lawncare tools that give you the freedom of outdoor expression.

So go out there and **EXPRESS YOUR NATURE.**







# CARING FOR YOUR GARDEN

Seasons may change, but your garden's beauty doesn't have to. Welcome to the Toro Season-by-Season Garden Care Guide – your go-to resource for nurturing a thriving, vibrant garden all year long. Whether you're a seasoned green thumb or just starting your gardening journey, Toro's premium range of products and expert insights will help you achieve stunning results, no matter the season.



## Exclusive Toro Service Dealer Support:

During the quiet seasons when your lawnmowers and ride-ons typically rest, ensure they remain in optimal condition by entrusting them to an Authorized Toro Service Dealer. Our dealer network is your reliable partner for professional maintenance, inspections, and repairs. Safeguard your investment and extend the life of your Toro equipment by scheduling routine servicing with our certified experts. Scan to find your nearest Authorized Toro Service Dealer.

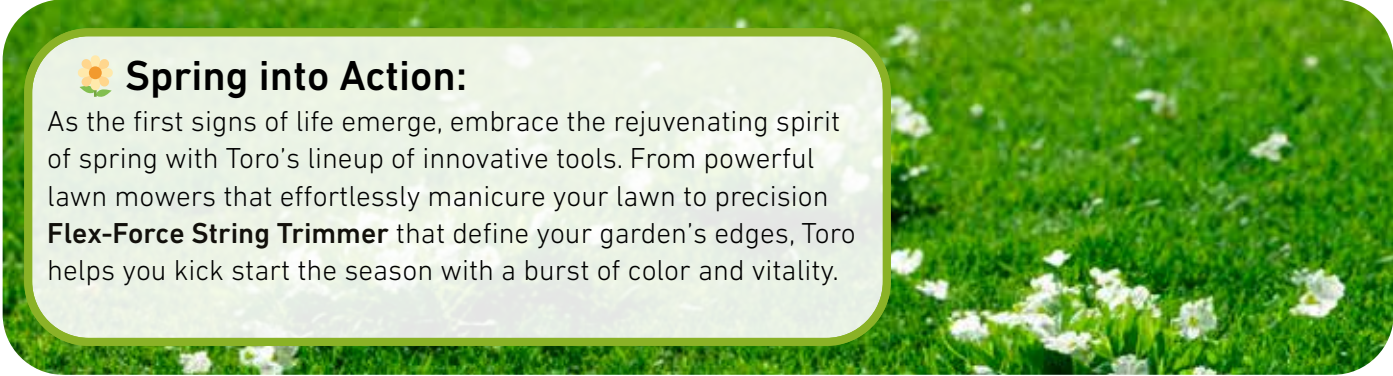


## Year-Round Excellence, Powered by Toro:

With a trusted legacy spanning decades, Toro offers the cutting-edge tools and insights you need to care for your garden 365 days a year. Our Season-by-Season Garden Care Guide is your all-in-one resource, providing wisdom from horticultural experts, showcasing the reliability of Toro products, and highlighting the importance of Authorized Toro Service Dealers. Whether you're a weekend gardener or a dedicated landscaper, Toro empowers you to create a captivating garden that flourishes with each passing season.

Get ready to cultivate your garden's full potential – dive into the Toro Season-by-Season Garden Care Guide today and watch your outdoor sanctuary thrive like never before!






### Spring into Action:

As the first signs of life emerge, embrace the rejuvenating spirit of spring with Toro's lineup of innovative tools. From powerful lawn mowers that effortlessly manicure your lawn to precision **Flex-Force String Trimmer** that define your garden's edges, Toro helps you kick start the season with a burst of color and vitality.



### Sizzle Through Summer:

Keep your garden looking like a paradise during the sun-drenched days of summer. Unleash the potential of your outdoor oasis by using Toro's expert-approved battery-powered mowers, **Flex-Force Hedge Trimmer** and leaf blowers to create a lush, inviting landscape that's the envy of the neighborhood.



### Fall in Love with Autumn:

As leaves change and temperatures drop, your garden transforms into a breathtaking tapestry of colors. Make fall cleanup a breeze with Toro's versatile **Flex-Force Leaf Blower** and **eRecycler™ lawnmowers**, maintaining your garden's neat appearance while nourishing the soil.



### Embrace Winter's Charm:

Even during the quieter months, your garden deserves attention. Toro's battery-powered snow blowers and shovels help you clear pathways and prevent winter damage, ensuring your garden's ready to thrive when spring returns.



# WORK SMARTER, NOT HARDER

## UNLEASH THE FUTURE OF MOWING WITH TORO'S **BLUE SMART FEATURES**

In the fast-paced world we live in, efficiency is key – and that's precisely what Toro's **Blue Smart Features** bring to your lawn care routine. We understand that your time is valuable, and we're proud to introduce a revolutionary line of smart technologies that transform the way you mow. With a focus on ease-of-use, versatility, and comfort, Toro empowers you to achieve a pristine lawn effortlessly.

Work smarter, not harder, with Toro's Blue Smart Features. Elevate your mowing experience with a perfect fusion of cutting-edge technology, ease-of-use, adaptability, and comfort. Step into the future of lawn care and discover the art of effortless mowing.

Explore Toro's **Blue Smart Features** today and watch your lawn thrive as you conquer it with intelligence and style. Your lawn, your rules – Toro makes it happen.

### **BLADE BRAKE CLUTCH**


The clutch stops the cutterblade but enables the engine to continue running. This minimises re-starts, and saves you time while emptying the grassbag, it is also useful when travelling over non-grassed areas.

### **TRACTION ASSIST HANDLE**

Maintains constant speed on challenging areas with uneven terrain.

### **VORTEX TECHNOLOGY**

Provides more airflow to supercharge your grass cutting. The ultra-fine clippings created by our Recycler Mulching System become lawn vitamins, nourishing your grass and cultivating a greener, more lush lawn.





## MORE EASE-OF-USE



### » AUTOMATIC DRIVE SYSTEM

AutoMatic Drive System senses and smoothly adjusts to your preferred walking pace. Slight pressure on the handle propels the mower to the exact speed you want to go.

## MORE VERSATILITY



### » RECYCLE-ON-DEMAND

Quickly switch from recycling to bagging in seconds by flipping the quick-change lever.

## MORE CONTROL



### » SMART SPEED® TECHNOLOGY

Gain full speed control without compromising blade tip speed with Toro's Smart Speed®. Trim for precision, Tow for attachments, and Mow for open areas.



### » RUNSMART™

Found on our 60V battery mowers, the RunSmart Software maximises run time and performance by automatically adjusting the speed of the motor to match the conditions.



### » SMARTSTOW®

Save up to 70%<sup>^</sup> floor space by storing the mower upright.

<sup>^</sup>Compared to other Toro® walk mowers



### » CRUISE CONTROL

When mowing in a vast open area, engage the cruise control feature to maintain your speed so you can take your foot off the pedal.

### EASY FOLD DOWN WITH SMARTSTOW®

Handlebars fold for easy transport and compact storage.

### MYRIDE® SUSPENSION

The suspended, rear shock adjustable operator platform isolates bumps and vibrations so you don't feel the rough terrain.



eMULTICYCLER  
eL43VST

TIMECUTTER®  
MR5075T

# Recycler<sup>®</sup> Cutting System

When you mow, you are removing the top third of the leaf which can take a lot of the moisture and nutrients stored in the plant. So when your bagging sent to the landfill, you're actually throwing away the third of the water and fertilizer you invested in your garden.

With the patented Recycler Cutting System, the industry benchmark for mulching, you can return nutrient-rich clippings to the soil for a healthier lawn.

## The Benefits of Recycling Grass Clippings



### Time Saving

Spend less time emptying grassbags with Toro's recycling technology. Because the finely chopped clippings are returned to the soil, there are no bags to empty. Simply adjust to recycler mode to make quick work of mowing any garden.



### Beneficial to Your Turf

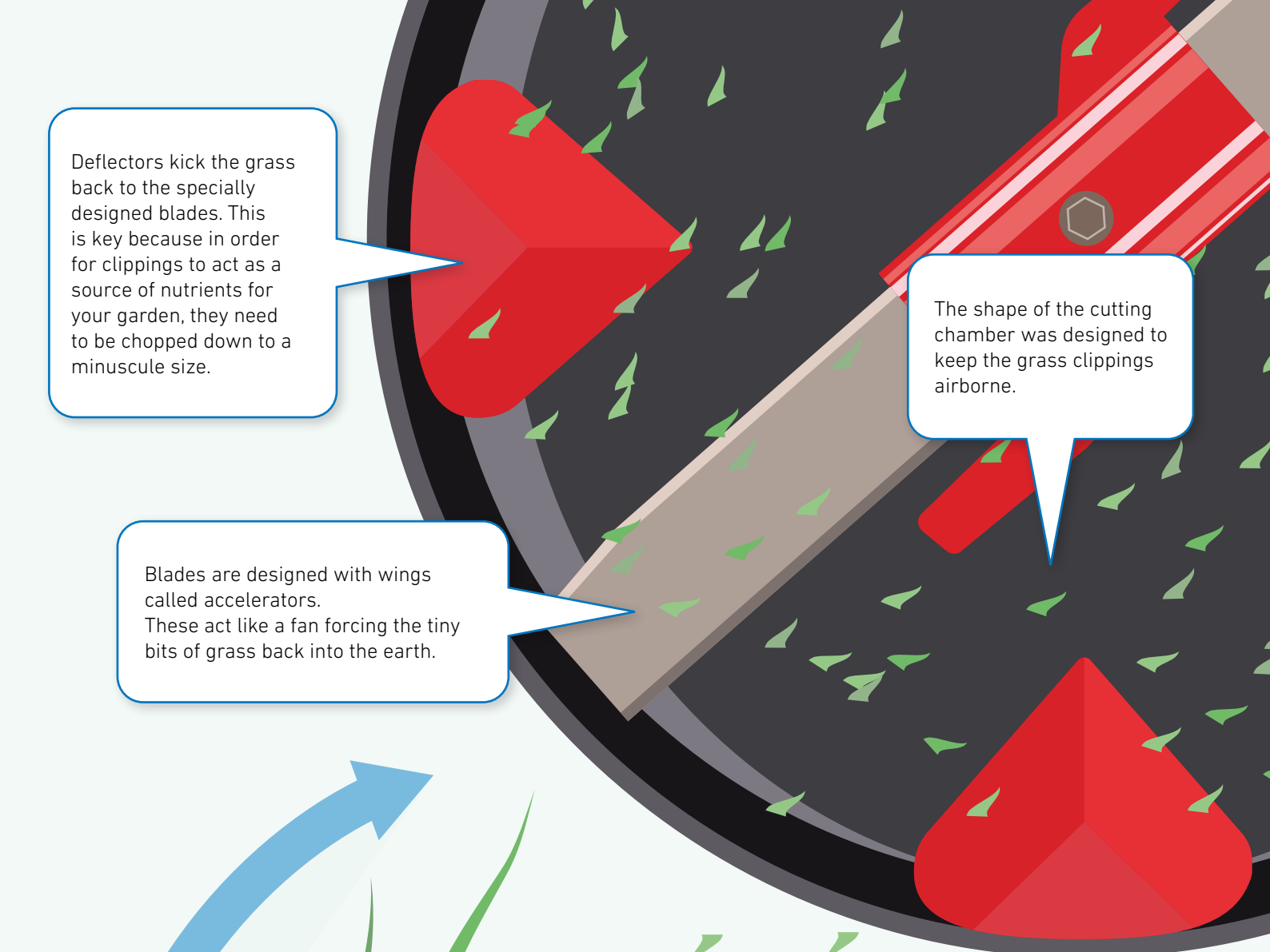
With Toro's recycler technology nutrient-rich clippings are returned to the soil where they quickly decompose and feed the roots for a healthy, lush garden.



### Environmentally Friendly

Without the need to remove clippings there is no need for disposal, and you help the environment through eliminating transportation costs and landfill use.

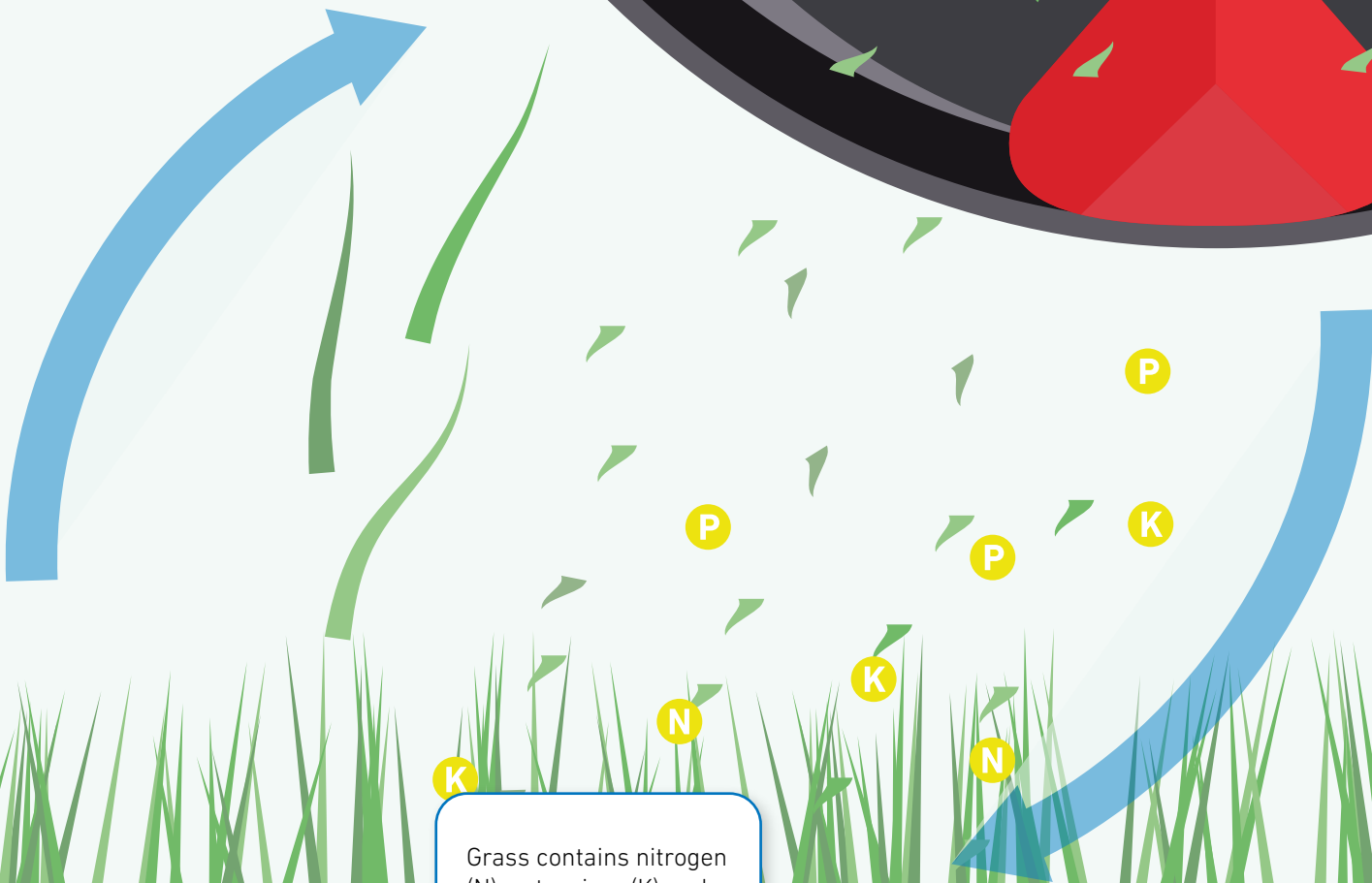




Deflectors kick the grass back to the specially designed blades. This is key because in order for clippings to act as a source of nutrients for your garden, they need to be chopped down to a minuscule size.

The shape of the cutting chamber was designed to keep the grass clippings airborne.

Blades are designed with wings called accelerators. These act like a fan forcing the tiny bits of grass back into the earth.



Grass contains nitrogen (N), potassium (K) and phosphorus (P) which is fed back into the soil when mulched.



# LET'S TALK BATTERY...



## BATTERY MOWERS & TOOLS LINE-UP

### BATTERIES AND CHARGERS

*Powered by Flex-Force Power System™*

**18**

### eMULTICYCLER

*36 cm & 43 cm - Powered by Flex-Force Power System™*

**20**

### eSUPER RECYCLER™

*48 cm & 53 cm - Powered by Flex-Force Power System™*

**22**

### eRECYCLER™

*52 cm & 55 cm - Powered by Flex-Force Power System™*

**24**

### eTIMEMASTER - **NEW**

*76 cm - Powered by Flex-Force Power System™*

**26**

### BATTERY HANDHELD TOOLS

*Powered by Flex-Force Power System™*

**28 - 33**

### BATTERY GARDEN TRACTOR

*76 cm & 81 cm*

**34**

### eTIMECUTTER - **NEW**

*107 cm*

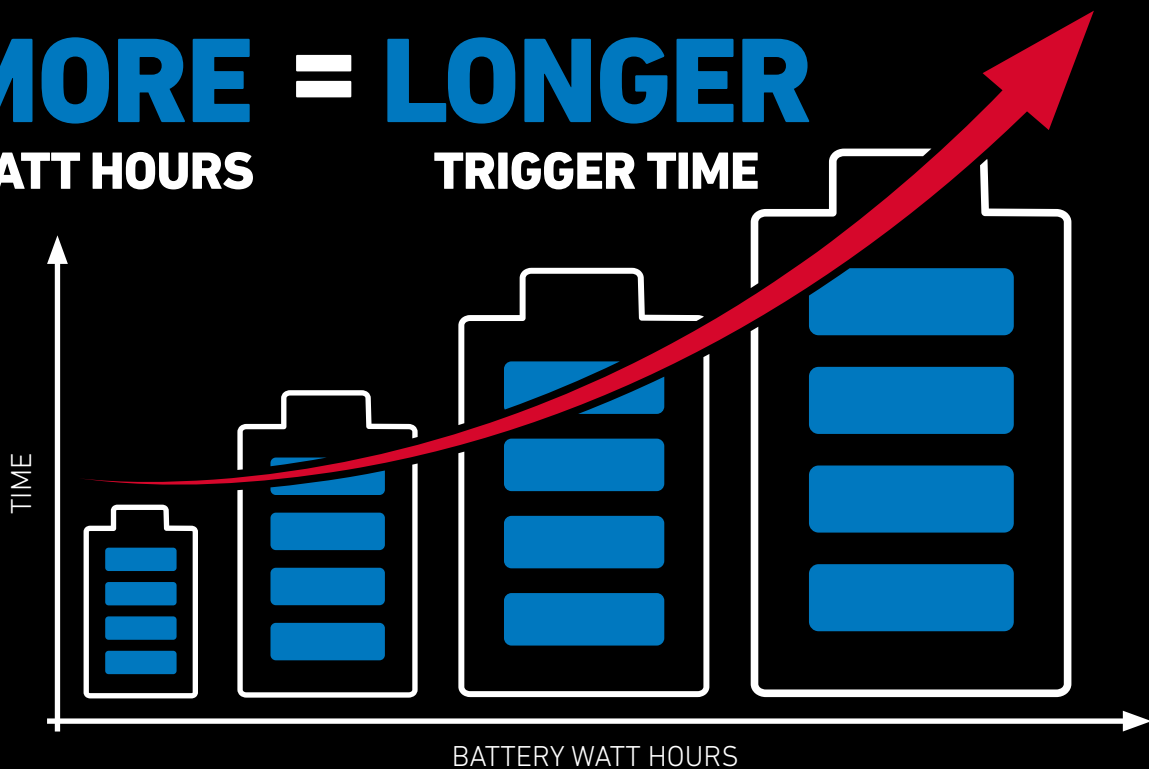
**36**

Now, let's focus on what it takes for you to experience the greatest runtime and lifetime from our battery systems...

# MORE = LONGER


WATT HOURS

TRIGGER TIME



## IT'S ALL ABOUT THE WATT HOURS

Watt hours show how much power is stored in a battery, a bit like knowing how much fuel is in the tank. The higher the watt hours, the more power stored meaning longer trigger time.



## KNOW YOUR TRIGGER TIME

### KNOW YOUR TRIGGER TIME, NOT THE OVERALL TIME IT TAKES TO FINISH THE TASK

We recommend an area to cut as well as how long the battery lasts, however the important consideration is **Trigger Time**, the amount of time the mower is in use.

Stopping to empty the grass bag or move obstacles will affect the time it takes to mow the lawn but **will have no affect** on the trigger time.



## KNOW YOUR GARDEN SIZE

### THINK ABOUT THE AREA YOU WANT TO CUT, CLEAN OR TRIM

Follow our recommended garden size, number of cuts, or runtime for each mower or hand tool, however, the conditions will have a big effect on how much you can cut, trim, or blow. The more inclines, thicker grass or logs, wet material or heavier vegetation, the more power is consumed.

**TORO**



# BATTERY AND CHARGER

Powered by Flex-Force Power System™



## A BATTERY SYSTEM DESIGNED FOR THE FUTURE

Interchangeable across the entire Flex-Force Power System so as tools become bigger and better, you already have the best battery to power them. The battery's performance is optimised for each product/application, so you'll always get the most out of your experience.



### LED ON-BOARD POWER METER

LED indicator lights show the battery's charge level in increments of 25%. Easily check by pressing the blue battery button after each activity.



### SAFE CHARGING

The battery will only charge when it's at the right temperature. The easy to read on-board LED indicator shows when it's fully charged.



### ALL-SEASON POWER

Compatible with the rest of the products in the Flex-Force Power System™, including snow blowers.



### ✓ CLASS-LEADING POWER OUTPUT<sup>+</sup>

Ultimate innovation with our 3P design for 3 times the power, higher max performance, and the ability to push your tools harder, for longer.

### ✓ TEMPERATURE RESISTANT CASING

Plastic components made from a unique thermoplastic material that provides superior resistance against extreme temperature ranges.

### ✓ BUILT-IN CARRYING HANDLE

Gives you a hand where others don't. Easily switch from tool to tool and task to task.

	L 108 BATTERY 81820	L135 BATTERY 81825	L216 BATTERY 81850	L324 BATTERY 81860	L405 BATTERY 81875	L540 BATTERY 68810
KEY FEATURES	LED on-board power meter, fits all 60V products					
BATTERY POWER	60 Volts MAX <sup>+</sup>					
AMP-HOUR	2.0 Ah	▶ 2.5 Ah	▶ 4.0 Ah	▶ 6.0 Ah	▶ 7.5 Ah	▶ 10.0 Ah
WATT-HOUR	108 Wh	▶ 135 Wh	▶ 216 Wh	▶ 324 Wh	▶ 405 Wh	▶ 540 Wh
WARRANTY**	3-Year Coverage					

	1.0 AMP CHARGER 81801	2.0 AMP CHARGER 81802	5.5 AMP RAPID CHARGER 81805	12 AMP 6-Pod Charger 66560
BATTERY CHARGE TIMES <sup>^</sup>				
L108 BATTERY	90 Minutes	45 Minutes	20 Minutes	
L135 BATTERY	120 Minutes	60 Minutes	22 Minutes	
L216 BATTERY	200 Minutes	100 Minutes	37 Minutes	
L324 BATTERY	300 Minutes	150 Minutes	55 Minutes	
L405 BATTERY	360 Minutes	180 Minutes	66 Minutes	
L540 BATTERY				Rapid Mode: 50 Minutes

<sup>\*</sup> Battery manufacturer rating = 60V maximum & 54V typical usage. Actual voltage varies with load.

<sup>+</sup>Max power output measured in watts based on battery cell manufacturer's rating. Actual max power output dependent on the use conditions and tool used.

<sup>\*\*</sup> For full warranty terms and conditions, please refer to the operator's manual on [www.toro.com](http://www.toro.com)



# 36 CM & 43 CM BATTERY WALK MOWERS

Battery eMulticycler | Powered by Flex-Force Power System™

Deck Material:  
**Polymer**

Power Source:  
**Battery**

Garden Size:  
**Small**



Learn More About  
The eMULTICYCLER  
eL43VST



**IDEAL FOR** SMALL GARDENS (UP TO 300 m<sup>2</sup>)

## EASY TO START, EASY TO USE, EASY TO MAINTAIN

The 60V\* Recycler® models offer all of the legendary performance and durability you expect from Toro®, without having to deal with petrol. Best of all, your 60V battery is compatible with all the other products in Toro's Flex-Force battery-powered lineup.



### SOIL FRIENDLY, GARDEN FRIENDLY

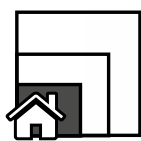
Spend less time emptying grassbags with Toro's Recycler Cutting System. This unique design chops clippings into a fine nutrient-rich mulch, efficiently nourish the soil, feeding roots for a healthy, lush garden.

\* Battery manufacturer rating = 60V maximum & 54V typical usage. Actual voltage varies with load.



### SMARTSTOW®

Save up to 70%<sup>^</sup> floor space by storing the mower upright – with easy grass box storage.

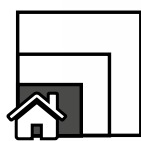


200 m<sup>2</sup>



### POWER AT THE TOUCH OF A BUTTON

Easy push-button start gets you mowing fast. Personalise the mower speed to your desired pace with the variable speed control (model 21844 only).

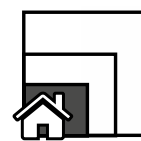


300 m<sup>2</sup>



### SMART POWER

Intelligent RunSmart™ Software maximises run time and performance by automatically adjusting the speed of the motor to match the conditions and optimise runtime. Engage MAX mode for tougher mowing conditions.



300 m<sup>2</sup>



	eMULTICYCLER eL36PST 21836			eMULTICYCLER eL43PST 21843			eMULTICYCLER eL43VST 21844		
KEY FEATURES	<b>RunSmart™, SmartStow®, 2-Speed Switch</b> (RunSmart/Max Speed), Mulch Plug, <b>Quick Storage Handlebar</b> , Grassbox Full Indicator								
DRIVE SYSTEM	Push			Push			▶ Variable Speed		
CUTTING WIDTH	36 cm			▶ 43 cm			43 cm		
MOTOR	600W Brushless 60V			▶ 850W Brushless 60V			850W Brushless 60V		
TORO 60V BATTERY & CHARGER	L135 Battery Included (60V 2.5 Ah 135 Wh) Charger Included			▶ L216 Battery Included (60V 4.0 Ah 216 Wh) Charger Included					
MAXIMUM TRIGGER TIME* WITH ONE CHARGE	Battery	Watt Hours	Max Trigger Time*	Battery	Watt Hours	Max Trigger Time*	Battery	Watt Hours	Max Trigger Time*
	L135 (2.5 Ah)	135	Up to 30 mins	L216 (4.0 Ah)	216	Up to 45 mins	L216 (4.0 Ah)	216	Up to 40 mins
STARTER	Push Button			Push Button			Push Button		
DECK TYPE	Polymer			Polymer			Polymer		
WARRANTY**	3-Year Coverage			3-Year Coverage			3-Year Coverage		

### ACCESSORIES



**L216 Battery (2.5 Ah)**  
81825

**L324 Battery (6.0 Ah)**  
81860

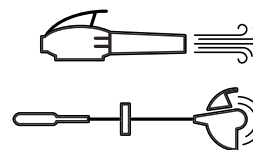
**L216 Battery (4.0 Ah)**  
81850

**L405 Battery (7.5 Ah)**  
81875



**2.0 AMP Standard Charger**  
81802

**5.5 AMP Rapid Charger**  
81805



**Flex-Force Power System™ Garden Tools**  
Pages 28-33

**Product Name Key:**  
e Battery  
S Steel Deck  
C Cast Aluminium Deck

TM Dual-Force™ Cutting Deck  
36 - 76 Deck Size  
L Poly Deck

P Push  
A Automatic Drive Rear Wheel Drive (RWD)  
V Variable Speed Rear Wheel Drive (RWD)

O One Speed  
BC Blade Brake Clutch (BBC)  
ST SmartStow®

W All Wheel Drive (AWD)  
K Key Start

▶ Step-up Feature

<sup>^</sup> Based on low speed in controlled laboratory testing of product. Run time varies with load.

<sup>^</sup> Space savings are in relation to the space consumed by a Toro® 36 and 43 cm Walk Power Mower stored with the handle in the standard operating position.

\*\* For full warranty terms and conditions, please refer to the operator's manual on [www.toro.com](http://www.toro.com)



# 48 CM & 53 CM BATTERY WALK MOWERS

Battery eSuper Recycler™ | Powered by Flex-Force Power System™

Deck Material:  
**Aluminium**

Power Source:  
**Battery**

Garden Size:  
**Medium**



Learn More About The  
eSUPER RECYCLER  
eC53AST



**IDEAL FOR** MEDIUM (UP TO 500 m<sup>2</sup>)

## FOR A PROFESSIONAL FINISH, BUILT TO LAST

Toro's expanded eSuper Recycler mowers line-up, Toro's most premium residential recycling mowers, provides you with an exceptional quality of cut. The blade, durable cast aluminium cutting deck, and bagging system work together to deliver excellent recycling or bagging performance for a healthy, lush-looking lawn. Easy to use and best of all, your 60 Volt battery is compatible with all the other products in Toro's Flex-Force battery-powered lineup.

\* Battery manufacturer rating = 60V maximum & 54V typical usage. Actual voltage varies with load.



### 3-IN-1 VERSATILITY

Easily switch from bagging to Recycling or side discharge mode with the supplied mulch plug and optional side discharge chute (sold separately).  
Model 21695 only.



### MOW AT YOUR OWN PACE

Get a unique mowing experience! The AutoMatic Drive System senses and smoothly adjusts to your walking pace putting you in control of how fast you want to mow.



### SMART POWER

Intelligent RunSmart™ Software maximises run time and performance by automatically adjusting the speed of the motor to match the conditions and optimise runtime. Engage MAX mode for tougher mowing conditions.



500m<sup>2</sup>



500m<sup>2</sup>



eSuper Recycler eC48A 21848				eSuper Recycler eC53AST 21695		
KEY FEATURES	RunSmart™, 2-Speed Switch (RunSmart/Max Speed), Height Adjustable Handlebar, Quick Storage Handlebar, Recycle on Demand, Washout Port			▶ Vortex Technology, RunSmart™, SmartStow®, 2-Speed Switch (RunSmart/Max Speed), Height Adjustable Handlebar, Bearing wheels		
DRIVE SYSTEM	AutoMatic Drive System, Rear Wheel Drive			AutoMatic Drive System, Rear Wheel Drive, High Wheel		
CUTTING WIDTH	48 cm			▶ 53 cm		
MOTOR	1.5kW Brushless 60V			▶ 2.0kW Brushless 60V Motor		
TORO 60V BATTERY & CHARGER	L324 Battery Included (60V 6.0 Ah 324 Wh) Charger Included			L405 Battery Included (60V 7.5 Ah 405 Wh) Charger Included		
MAXIMUM RUN TIME* WITH ONE CHARGE	Battery	Watt Hours	Max Run Time*	Battery	Watt Hours	Max Run Time*
	L324 (6.0 Ah)	324	Up to 31 mins	L405 (7.5 Ah)	405	Up to TBC mins
STARTER	Push Button			Push Button		
DECK TYPE	Aluminium			Aluminium		
WARRANTY**	3-Year Coverage 5-Year Coverage on Deck			3-Year Coverage 5-Year Coverage on Deck		

### ACCESSORIES



**L324 Battery (6.0 Ah)**  
81860



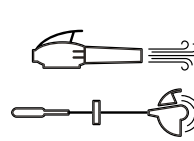
**2.0 AMP Standard Charger**  
81802



**SmartStow® Cover (21695)**  
490-2012



**Side Discharge Chute (21695)**  
144-0242



**Flex-Force Garden Tools**  
Pages 28-33



**60V Power Shovel**  
31853T

**L405 Battery (7.5 Ah)**  
81875

**5.5 AMP Rapid Charger**  
81805

**Mower Cover**  
490-7462

**Small Walk Behind Bag**  
490-7318

**Product Name Key:** e Battery, S Steel Deck, C Cast Aluminium Deck, TM Dual-Force™ Cutting Deck, 36 - 76 Deck Size, L Poly Deck, P Push, A Automatic Drive Rear Wheel Drive (RWD), V Variable Speed Rear Wheel Drive (RWD), O One Speed, BC Blade Brake Clutch (BBC), ST SmartStow®, W All Wheel Drive (AWD), K Key Start

▶ Step-up Feature + Based on low speed in controlled laboratory testing of product. Run time varies with load.  
\*\* For full warranty terms and conditions, please refer to the operator's manual on [www.toro.com](http://www.toro.com)



# 52CM & 55CM BATTERY WALK MOWERS

Battery eRecycler™ | Powered by Flex-Force Power System™

Deck Material:  
**Steel**

Power Source:  
**Battery**

Garden Size:  
**Medium -  
Large**



Learn More About  
The eRECYCLER™  
e555AST



**IDEAL FOR**

MEDIUM - LARGE GARDENS (UP TO 1,000 m<sup>2</sup>)

## LEGENDARY PERFORMANCE, NOW BATTERY-POWERED

Save time, finish faster, and make your job easier with the Toro® 60V\* Max Battery Mowers. Raise your expectations with these easy-to-start, easy-to-use, and easy-to-maintain mowers. Best of all, your 60 Volt battery is compatible with all the other products in Toro's Flex-Force battery-powered lineup.

\* Battery manufacturer rating = 60V maximum & 54V typical usage. Actual voltage varies with load.



### POWER AT THE TOUCH OF A BUTTON

Easy push-button start gets you mowing fast.



### MOW AT YOUR OWN PACE

Get a unique mowing experience! The AutoMatic Drive System senses and smoothly adjusts to your walking pace putting you in control of how fast you want to mow. Available on selected models.

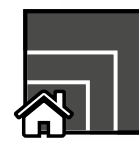


### SMART POWER

Intelligent RunSmart™ Software maximises run time and performance by automatically adjusting the speed of the motor to match the conditions and optimise runtime. Engage MAX mode for tougher mowing conditions.



500m<sup>2</sup>



1000m<sup>2</sup>



	eRECYCLER™ eS52VST 21853			eRECYCLER™ eS55AST 21864		
KEY FEATURES	RunSmart, SmartStow®, 2-Speed Switch (RunSmart/Max Speed), Integrated Mulch Plug			RunSmart, SmartStow, 2-Speed Switch (RunSmart/Max Speed), Height Adjustable Handlebar, Recycle on Demand, Vortex Technology		
DRIVE SYSTEM	Variable Speed, Rear Wheel Drive			▶ AutoMatic Drive System, Rear Wheel Drive, High Wheel		
CUTTING WIDTH	▶ 52 cm			▶ 55 cm		
MOTOR	▶ 1.5kW Brushless 60V			▶ 2kW Brushless 60V		
TORO 60V BATTERY & CHARGER	▶ L324 Battery Included (60V 6.0 Ah 324 Wh) Charger Included					
MAXIMUM RUN TIME* WITH ONE CHARGE	Battery	Watt Hours	Max Run Time*	Battery	Watt Hours	Max Run Time*
	L324 (6.0 Ah)	324	Up to 31 mins	L324 (6.0 Ah)	324	Up to 40 mins
STARTER	Push Button			Push Button		
DECK TYPE	Steel			Steel		
WARRANTY**	3-Year Coverage			3-Year Coverage		

### ACCESSORIES



**L324 Battery (6.0 Ah)**  
81860



**2.0 AMP Standard Charger**  
81802



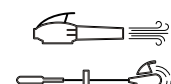
**SmartStow® Cover**  
490-2012



**Side Discharge Chute (21864)**  
139-6556



**Lawn Striping Kit**  
20601



**Flex-Force Garden Tools**  
Pages 28-33



**60V Power Shovel**  
31853T

**L405 Battery (7.5 Ah)**  
81875

**5.5 AMP Rapid Charger**  
81805

**Side Discharge Chute (21853)**  
147-0520

**Small Walk Behind Bag**  
490-7318

**Product Name Key:** e Battery    S Steel Deck    C Cast Aluminium Deck    TM Dual-Force™ Cutting Deck    36 - 76 Deck Size    L Poly Deck    P Push    A Automatic Drive Rear Wheel Drive (RWD)    V Variable Speed Rear Wheel Drive (RWD)    O One Speed    BC Blade Brake Clutch (BBC)    ST SmartStow®    W All Wheel Drive (AWD)    K Key Start

▶ Step-up Feature    + Based on low speed in controlled laboratory testing of product. Run time varies with load.  
\*\* For full warranty terms and conditions, please refer to the operator's manual on [www.toro.com](http://www.toro.com)



# 76CM BATTERY WALK MOWER

Battery eTimeMaster | Powered by Flex-Force Power System™

Deck Material:  
**Steel**

Power Source:  
**Battery**

Garden Size:  
**Extra Large**



**IDEAL FOR** EXTRA LARGE GARDENS (1,000m<sup>2</sup> +)

## PREPARE TO GET MORE OF YOUR DAY BACK

The 60V Max\* 76 cm eTimeMaster™ Mower helps you tackle more lawn in less time — 40% less mowing time, to be exact†. It also gives you the option of three active battery ports for up to 100 minutes of runtime, and AutoMatic Drive System that detects your pace and adjusts on the go.

\* Battery manufacturer rating = 60V maximum & 54V typical usage. Actual voltage varies with load.

† Time savings via wider cutting path and enhanced speed of eTimeMaster™ vs. 55 cm Toro mower, and will vary due to mowing conditions



**3 BATTERY PORTS WITH 1 MISSION: MORE RUNTIME.**

Our powerhead comes with 2x 10Ah battery ports that give you up to 65 minutes of runtime and the ability to cut up to 2590m<sup>2</sup>. An optional third port boosts runtime to up to 100 minutes and lets you mow up to 4450m<sup>2</sup> on a single charge. Nothing can stop you now.



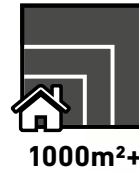
**EXTRA WIDE, EXTRA RUGGED.**

Rely on our 76 cm wide all-steel deck and cast aluminium frame for years of durable use. It takes whatever your lawn dishes out, time after time. Plus, together with our Dual Force™ Cutting Technology—Toro's patented timed two-blade system—you'll slash your cutting time by 40%†.



**MOW AT YOUR OWN PACE**

Get a unique mowing experience! The AutoMatic Drive System senses and smoothly adjusts to your walking pace putting you in control of how fast you want to mow.



eTIMEMASTER™ eTM76 21876			
KEY FEATURES	RunSmart, Automatic Drive System, Traction Assist Handle, 3-in1 (Bag, Recycler, Side Discharge), 88L Grassbag Capacity, Height Adjustable Handlebar, Quick Storage Handlebar, Washout Port		
DRIVE SYSTEM	Automatic Drive System, Rear Wheel Drive, High Wheel		
CUTTING WIDTH	▶ 76 cm		
MOTOR	3.2kW Brushless 60V		
TORO 60V BATTERY & CHARGER	2 x L540 Batteries Included (60V 10.0Ah 540 Wh) Charger Included		
MAXIMUM RUN TIME+ WITH ONE CHARGE	Battery	Watt Hours	Max Run Time*
	2x L540 (10.0Ah)	1080	Up to 65 mins
STARTER	Push Button		
DECK TYPE	Steel		
WARRANTY**	3-Year Coverage		

**ACCESSORIES**



**L324 Battery (6.0 Ah)**  
81860



**5.5 AMP Rapid Charger**  
81805



**Mower Cover**  
490-7461



**Lawn Striping Kit**  
20602



**60V Power Clear®**  
31853T

**L405 Battery (7.5 Ah)**  
81875

**6-Pod Charger**  
66560

**Small Walk Behind Bag**  
490-7318

**L504 Battery (10.0 Ah)**  
68810

<b>Product Name Key:</b>	<b>e</b> Battery	<b>TM</b> Dual-Force™ Cutting Deck	<b>P</b> Push	<b>O</b> One Speed	<b>W</b> All Wheel Drive (AWD)
	<b>S</b> Steel Deck	<b>36 - 76</b> Deck Size	<b>A</b> Automatic Drive Rear Wheel Drive (RWD)	<b>BC</b> Blade Brake Clutch (BBC)	<b>K</b> Key Start
	<b>C</b> Cast Aluminium Deck	<b>L</b> Poly Deck	<b>V</b> Variable Speed Rear Wheel Drive (RWD)	<b>ST</b> SmartStow®	

▶ Step-up Feature † Based on low speed in controlled laboratory testing of product. Run time varies with load.  
\*\* For full warranty terms and conditions, please refer to the operator's manual on www.toro.com



# BATTERY LEAF BLOWER

Powered by Flex-Force Power System™

**CLEAR LARGE PILES OF LEAVES IN A SNAP, WITH CONTROL AT YOUR FINGERTIPS.**



## LONG-LASTING PERFORMANCE

Enjoy more power and longer life with a high-performance brushless DC motor.



## FINISH FASTER

Move large piles of leaves faster with 17 m<sup>3</sup>/min of air volume and 185 Km/h air speed\*\*



## ULTIMATE CONTROL WITH ON DEMAND POWER

Variable speed trigger and turbo boost button delivers more power when you need it.



**3**  
YEAR  
WARRANTY

### 60V BLOWER 51825T

AIR VOLUME	Up to 17.3 m <sup>3</sup> /min.		
AIR SPEED	Up to 185 km/h		
MOTOR	Brushless 60V DC		
RUN TIME <sup>^</sup> W/ L135 BATTERY	Low Speed	High Speed	Turbo Boost
	Up to 90 min	Up to 25 min	Up to 10 min
SPEED CONTROL	Variable trigger, Turbo boost		
COMFORT GRIP	Standard		
BATTERY & CHARGER	Sold Separately		
WARRANTY*	3-Year Coverage		

## ACCESSORIES



**L108 Battery**  
(2.0 Ah)  
81820



**L135 Battery**  
(2.5 Ah)  
81825



**1.0 AMP**  
**Charger**  
81801



**2.0 AMP**  
**Charger**  
81802



**Gutter Cleaning**  
**Kit**  
51668



**Spring**  
**Bucket**  
29210

**L216 Battery**  
(4.0 Ah)  
81850

**L324 Battery**  
(6.0 Ah)  
81860

**5.5 AMP Rapid Charger**  
81805

\* For full warranty terms and conditions, please refer to the operator's manual on [www.toro.com](http://www.toro.com)

<sup>^</sup>Based on battery at low speed in controlled laboratory testing of product

+ Battery manufacturer rating = 60V maximum & 54V typical usage. Actual voltage varies with load.



# BATTERY STRING TRIMMER

Powered by Flex-Force Power System™

## PICK YOUR PERFORMANCE! MAXIMISE RUN TIME OR PERFORMANCE FOR THE JOB.

No spools required. Quick and easy line replacement. Get power and longer life out of your trimmer



### ULTIMATE EASE-OF-USE, ULTIMATE CONTROL

Instant power at your fingertips with the variable speed trigger with two speed ranges.



### MATCH POWER TO YOUR CONDITIONS

Easily adapt performance and the job by choosing line size of either 2.0 mm or 2.4 mm and cutting width of either 36 cm or 41 cm.



### TAP & GO

Adjust line length like a pro, just tap the head of the trimmer on the ground to advance the line, without stopping.



#### 60V STRING TRIMMER 51835T

CUTTING WIDTH	36 cm or 41 cm		
LINE ADVANCEMENT	Tap and Go		
TRIMMER LINE	2.4 mm line included		
MOTOR	Brushless 60V DC		
RUN TIME <sup>^</sup> W/ L135 BATTERY	Cut Width	Line Diameter	Max Run Time <sup>*</sup>
	36 cm	2.0 mm	Up to 50 min
	36 cm	2.4 mm	Up to 45 min
	41 cm	2.4 mm	Up to 30 min
SPEED CONTROL	Variable trigger, 2 speed ranges		
BATTERY & CHARGER	Sold Separately		
WARRANTY*	3-Year Coverage		

#### ACCESSORIES



**L108 Battery (2.0 Ah)**  
81820

**L135 Battery (2.5 Ah)**  
81825

**1.0 AMP Charger**  
81801



**2.0 AMP Charger**  
81802



**2.0 mm line reel (30.5 m)**  
88201

**L216 Battery (4.0 Ah)**  
81850

**L324 Battery (6.0 Ah)**  
81860

**5.5 AMP Rapid Charger**  
81805

**2.4 mm line reel (30.5 m)**  
88202

\* For full warranty terms and conditions, please refer to the operator's manual on [www.toro.com](http://www.toro.com)  
+ Battery manufacturer rating = 60V maximum & 54V typical usage. Actual voltage varies with load.



# BATTERY HEDGE TRIMMER

Powered by Flex-Force Power System™

## TAKE ON BIG JOBS IN NO TIME

Cut your long story short with this time-saving hedge trimmer. It can tackle big jobs in no time with a 61 cm bar and 1.9 cm cut capacity.



### HANDY HANDLE

Push a button to make vertical trimming quick, easy, and comfortable with the 90° rotating handle.



### CLEANER CUT

The exclusive blade design with 1.9 cm cut capacity provides a cleaner, more efficient cut.



### TIME SAVER

A 61 cm bar makes this trimmer sturdy and robust to tackle big jobs in less time.



**3**  
YEAR  
WARRANTY\*

60V HEDGE TRIMMER 51855T	
BAR LENGTH	61 cm
CUT CAPACITY	1.9 cm
BLADE MATERIAL	Hardened Steel
ROTATING HANDLE	Standard
MOTOR	Brushless 60V DC
RUN TIME <sup>^</sup>	Up to 75 min w/ L135 Battery
BAR COVER	Included
SPEED CONTROL	Variable trigger
COMFORT GRIP	Standard
BATTERY & CHARGER	Sold Separately
WARRANTY*	3-Year Coverage

### ACCESSORIES



**L108 Battery (2.0 Ah)**  
81820



**L135 Battery (2.5 Ah)**  
81825



**1.0 AMP Charger**  
81801



**2.0 AMP Charger**  
81802



**F-150 Lubricant Spray (236 ml)**  
51668

**L216 Battery (4.0 Ah)**  
81850

**L324 Battery (6.0 Ah)**  
81860

**5.5 AMP Rapid Charger**  
81805

**Bar & Chain Oil (0.95L)**  
38914

<sup>^</sup> Based on controlled laboratory testing of product

\* For full warranty terms and conditions, please refer to the operator's manual on [www.toro.com](http://www.toro.com)



# BATTERY CHAINSAW

Powered by Flex-Force Power System™

## LIGHTWEIGHT YET POWERFUL

This cordless Chainsaw with 41 cm bar and chain starts easily every time and lets you cut big logs and timber like a pro.



### BUILT TO LAST

Get more power, more runtime, and longer life with the digitally controlled brushless DC motor that provides power when you need it.



### PRO-STYLE CHAIN TENSIONING

Tensioning tool mounts on-board the chainsaw for quick and easy access.



### GET MORE DONE

Cut through 15 cm x 15 cm timber up to 50 times on a single charge^.

60V CHAINSAW 51845T	
BAR LENGTH	41 cm
CHAIN PITCH/GAUGE	Pitch 0.375" (9.5mm); Gauge 0.043" (1.1mm)
CHAIN OIL CAPACITY	270 ml
CHAIN TENSIONING	Tooled
MOTOR	Brushless 60V DC
CUTS PER CHARGE^	Up to 50 w/ L135 Battery
BAR COVER	Included
SPEED CONTROL	Variable trigger
COMFORT GRIP	Standard
BATTERY & CHARGER	Sold Separately
WARRANTY*	3-Year Coverage

### ACCESSORIES



**L108 Battery**  
(2.0 Ah)  
81820



**L135 Battery**  
(2.5 Ah)  
81825



**1.0 AMP**  
**Charger**  
81801



**2.0 AMP**  
**Charger**  
81802



**F-150 Lubricant**  
**Spray (236 ml)**  
51668



**Saw Chain**  
88614

**L216 Battery**  
(4.0 Ah)  
81850

**L324 Battery**  
(6.0 Ah)  
81860

**5.5 AMP Rapid Charger**  
81805

**Bar & Chain Oil**  
(0.95L)  
38914

^Based on controlled laboratory testing of product, using a 2.5Ah battery to cut 15 cm x 15 cm timber. Run-time varies with load.  
\* For full warranty terms and conditions, please refer to the operator's manual on [www.toro.com](http://www.toro.com)

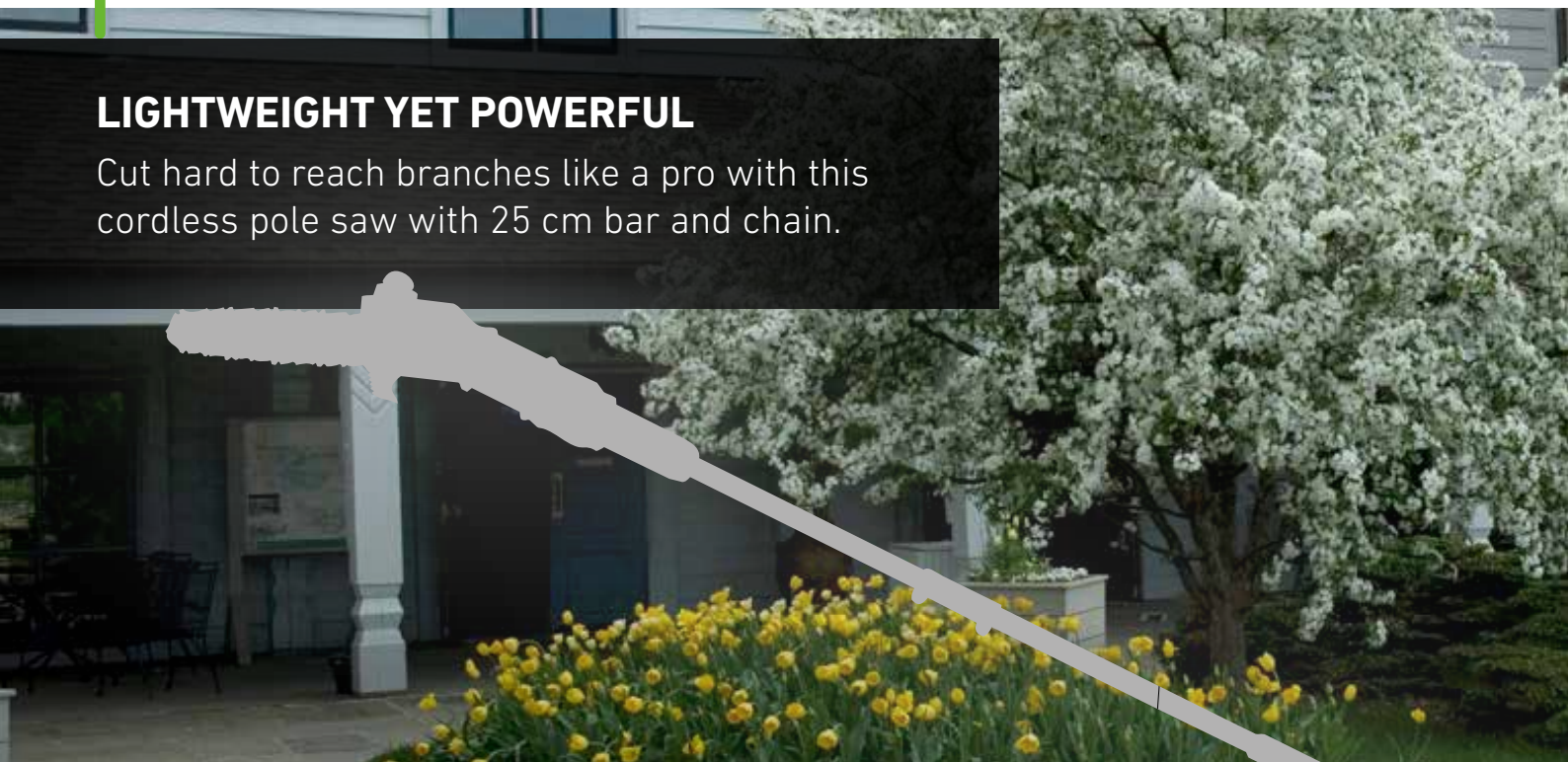


# BATTERY POLE SAW

Powered by Flex-Force Power System™

## LIGHTWEIGHT YET POWERFUL

Cut hard to reach branches like a pro with this cordless pole saw with 25 cm bar and chain.



### BUILT TO LAST

Get more power, more runtime, and longer life with the digitally controlled brushless DC motor that provides power and peak cutting performance when you need it.



### GET MORE DONE

Cut through 10 cm X 10 cm timber up to 300 times on a single charge^.



60V POLE SAW 51847T	
REACH	2.4 m
BAR LENGTH	25 cm
CHAIN PITCH/GAUGE	Pitch 0.25" (6.4 mm) ; Gauge 0.05" (1.3 mm)
CHAIN OIL CAPACITY	80 ml
MOTOR	840 Watt, Brushless 60V DC
BATTERY & CHARGER	Sold separately
CUTS PER CHARGE^	Up to 300 w/ L405 (7.5 Ah) Battery
BAR COVER	Included
SPEED CONTROL	Variable trigger
COMFORT GRIP	Standard
WARRANTY**	3-Year Coverage

### ACCESSORIES



**L108 Battery (2.0 Ah)**  
81820

**L135 Battery (2.5 Ah)**  
81825



**1.0 AMP Charger**  
81801

**2.0 AMP Charger**  
81802



**F-150 Lubricant Spray (236 ml)**  
51668



**Saw Chain**  
88614

**L216 Battery (4.0 Ah)**  
81850

**L324 Battery (6.0 Ah)**  
81860

**5.5 AMP Rapid Charger**  
81805

**Bar & Chain Oil (0.95L)**  
38914

### PULL THE TRIGGER AND GO –

The days of pulling a starter cord are gone.

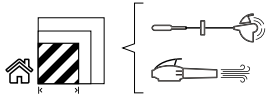
^ Based on controlled laboratory testing of product using 7.5 Ah battery

\* For full warranty terms and conditions, please refer to the operator's manual on [www.toro.com](http://www.toro.com)

# Battery Tools Tips

Different jobs require different battery usage. For example, using secateurs to lightly trim and reshape a hedge doesn't take as much effort as using a hack saw to cut thick branches by hand. So why would it be any different when using battery-powered tools.

So before tackling any pruning, cutting or mowing, ensure you have the right power for the job with our handy guide below.

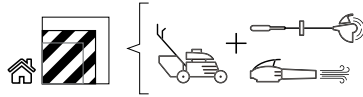


## LIGHT USE

- Strimming lawn edges around a compact garden (up to 300m<sup>2</sup>).
- Blowing small piles of leaves
- Hedge tidy up
- Cutting small logs and pruning tall trees with thin branches.

### RECOMMENDED BATTERY

L108 Battery (2.0 Ah) - 81820  
L135 Battery (2.5 Ah) - 81825

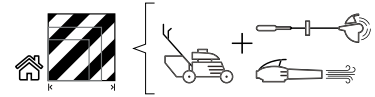


## MEDIUM USE

- Mowing and strimming around a compact lawn (up to 500m<sup>2</sup>).
- Blowing medium piles of leaves.
- Large hedge tidy up or reshaping.
- Cutting logs and pruning tall trees with thick branches.

### RECOMMENDED BATTERY

L216 Battery (4.0 Ah) - 81850  
L324 Battery (6.0 Ah) - 81860



## HEAVY USE

- Mowing and strimming around a compact lawn (up to 1,00m<sup>2</sup>).
- Blowing medium piles of leaves.
- Large hedge tidy up or reshaping.
- Cutting logs and pruning tall trees with thick branches.

### RECOMMENDED BATTERY

L405 Battery (7.5 Ah) - 81875

## Get The Most From Your Battery Tools



### Charge The Batteries At A Safe Temperature

During heavy periods of use, the Toro battery may get quite hot as the power is rapidly discharging. But don't worry, the Toro charger lets you know if that's the case with a flashing red light and will not charge until the battery cools.



### Clean Tools After Every Use

Clean tools will work more efficiently than dirty tools as there's no dirt causing friction hindering parts from moving at their best. With less friction means less power is required to run the tool so your battery will run for longer between charges.



### Storing Batteries At The Right Temperature

The ambient air temperature can affect how well your batteries charge. We recommend charging in a dry area that's between 5°C - 40°C such as your garage or workshop.



# 76CM & 81CM BATTERY RIDERS

72V Battery Garden Tractor

Deck Material:  
**Steel**

Power Source:  
**Battery**

Garden Size:  
**Large**



Learn More About  
The eRS3200DC



**IDEAL FOR** LARGE GARDENS (UP TO 2,500 m<sup>2</sup>)

## RECHARGE YOUR GARDEN

Finish garden clean-up faster and have more time to enjoy it with the eRS3000SD and eRS3200DC, Toro's newest ride-on battery-powered tractor mowers. These powerful machines feature a 72V rechargeable battery for a quiet and convenient mowing experience. With no belts, oil or fuel to worry about, they are extremely low-maintenance. They are also easy to manoeuvre in tight spaces, including through standard gates.



### EASY TO MANOEUVRE IN SMALL SPACES

Get the productivity of a riding mower in a smaller footprint with a 76 or 81 cm deck. It's easy to steer in tight spaces like smaller gardens and through standard gates. And the nimble 46 cm turning radius also makes it easy to trim around trees and other landscape features.



### DESIGNED FOR A COMFORTABLE RIDE

The adjustable seat provides premium support during longer mowing sessions and adjusts to put the pedals and steering wheel within comfortable reach. Mowing in open areas? Engage the cruise control feature to maintain the mower speed so you can take your foot off the pedal.



### PLENTY OF POWER TO DO THE JOB

Get up to 2 hours of runtime with the powerful 72V brushless motor. That's more than enough to comfortably mow the average garden. The battery charge indicator on the control panel tells you the exact level at a glance, and therefore reminds you when it's time to recharge.



2500m<sup>2</sup>



2500m<sup>2</sup>



	BATTERY RIDERS eRS3000SD 75500	BATTERY RIDERS eRS3200DC 75501
KEY FEATURES	Right Side Discharge , <b>Cruise Control</b> , <b>Mow in Reverse</b> , Adjustable Seat, Cup Holder, LED Front Lights, USB Connector, Mulch Plug	▶ Rear Collection, <b>Cruise Control</b> , <b>Mow in Reverse</b> , High Back Seat, Cup Holder, LED Front Lights, USB Connector, Mulch Plug
CUTTING WIDTH	76 cm	▶ 81 cm
MOTOR	Three motors with a rating of 800w; one for traction and two for the cutter deck. Powered by an integrated battery with mains charging cable (in place charging) Lead acid AGM 72V	Three motors with a rating of 800w; one for traction and two for the cutter deck. Powered by an integrated battery with mains charging cable (in place charging) 72V 22.5 Ah Li-ion
BATTERY & CHARGER	Battery Included (72V;24Ah) Charger Included	Battery Included (72V;22.5Ah) Charger Included
MAXIMUM TRIGGER TIME <sup>+</sup> WITH ONE CHARGE	Up to 120 mins	Up to 100 mins
DECK	Two blade mid-mounted rotary. Formed steel housing with welded mounting brackets	Two blade mid-mounted rotary. Formed steel housing with welded mounting brackets
WARRANTY**	3-Year Coverage	3-Year Coverage

**Product Name Key:** e Battery      ZR Timecutter Fabricated Deck      ZXM Titan line MyRide      75 Premium Line      SD Side Discharge  
 RS Rider Stamped Deck      MR Timecutter Fabricated MyRide®      42 - 54 Deck Size      S Single Cylinder      DC Rear Collection  
 ZS Timecutter® Stamped Deck      ZX Titan line      00 Standard Line      T Twin Cylinder

▶ Step-up Feature      + Based on low speed in controlled laboratory testing of product. Run time varies with load.  
 \*\* For full warranty terms and conditions, please refer to the operator's manual on [www.toro.com](http://www.toro.com)



# 107CM BATTERY RIDE-ON MOWER

Battery eTimeCutter | Powered by Flex-Force Power System™

Deck Material:  
**Steel**

Power Source:  
**Battery**

Garden Size:  
**Extra Large**



**IDEAL FOR** GARDENS UP TO 6,000 m<sup>2</sup>

## UNLEASH THE FUTURE OF LAWN CARE

Powered by four 10Ah 60V Max\* batteries, enjoy a quiet and exhaust emission free mow with the Toro eTimeCutter. Toro's MyRide® technology ensures a smooth ride, while cutting mowing time by up to 50%<sup>^</sup>. Elevate your lawn game with innovation and efficiency – experience the eTimeCutter today.

\* Battery manufacturer rating = 60V maximum & 54V typical usage. Actual voltage varies with load.  
<sup>^</sup> Time savings based on survey of consumers who purchased TimeCutters from 1/1/18-9/30/19. Time savings will vary.



**NO MORE ROCKY RIDES**

Save your body from the toughest terrain and avoid slow mowing speeds with the MyRide® suspension system. MyRide keeps you perched above the action, and any blows from your lawn are absorbed by the mower, not you.




**6 BATTERY PORTS WITH 1 MISSION: MORE RUNTIME.**

Our powerhead comes with 4x 10Ah battery ports. An optional fifth and sixth ports lets you mow up to 6,000m<sup>2</sup> on a single charge.



**ADJUST ON THE GO**

Easily adjust the cutting height without having to stop with an easy to use lever or an optional Foot Lift Assist.



10,000m<sup>2</sup>



eTIMECUTTER eMR4275 75642			
KEY FEATURES	MyRIDE®, High Back Comfort Seat, Fabricated Deck, Washout Port, LED Headlights		
CUTTING WIDTH	107 cm		
MOTOR	2 Independent Brushless 60V		
TORO 60V BATTERY & CHARGER	4 x L540 Batteries Included (60V 10.0Ah 540 Wh) Charger Included		
MAXIMUM RUN TIME* WITH ONE CHARGE	Battery	Watt Hours	Max Run Time*
	4x L540 (10.0Ah)	2160	Up to XX mins
DECK TYPE	Fabricated: 2 Blade Recycler, Side Discharge		
WARRANTY**	3-Year Coverage		


**ACCESSORIES**



**L324 Battery (6.0 Ah)**  
81860



**5.5 AMP Rapid Charger**  
81805



**Stripping Kit**  
161-4523



**Bagger**  
79841



**Anti-Vibration Floor Mat**  
161-4529



**60V Power Clear®**  
31853T

**L405 Battery (7.5 Ah)**  
81875

**6-Pod Charger**  
66560

**ROPS Kit**  
79682

**Bagger Enhancement Kit**  
161-4521

**Zero-Turn Mower Cover**  
490-7516

**Arm Rest**  
147-9773

**Product Name Key:** e Battery      ZR Timecutter Fabricated Deck      ZXM Titan line MyRide  
 RS Rider Stamped Deck      MR Timecutter Fabricated MyRide®      42 - 54 Deck Size  
 ZS Timecutter® Stamped Deck      ZX Titan line      00 Standard Line

75 Premium Line      SD Side Discharge  
 S Single Cylinder      DC Rear Collection  
 T Twin Cylinder

► Step-up Feature      + Based on low speed in controlled laboratory testing of product. Run time varies with load.  
 \*\* For full warranty terms and conditions, please refer to the operator's manual on [www.toro.com](http://www.toro.com)



# CORDED BLOWER / VACS

Ultra & UltraPlus

Power Source:  
**Electric**



**2**  
YEAR  
WARRANTY\*

**IDEAL FOR**

CLEARING CLIPPINGS & AUTUMN CLEAN-UP

## GET THE JOB DONE FASTER

The Ultra and UltraPlus are three machines in one; a powerful blower, high speed vacuum, and leaf shredder. Count on these blowers to make light work of clearing leaves from your garden.

### MULTIPLE TUBES FOR SPECIALISED USES



#### MAIN TUBE

Moves debris away from houses, shrubs, etc.




#### POWER INSERT

Moves debris into wind rows and creates piles



#### CONCENTRATOR

Moves debris out of cracks, edging and moves stubborn leaves



**SHREDZ-ALL™ SHRED RING**

Reduces debris by 97% and therefore the number of waste bags (UltraPlus only). The zip on the bottom of the bag makes emptying quick and easy.



**VARIABLE SPEED CONTROL**

Matches the air-speed to the task in both blower and vac mode for optimum performance.



**LARGER METAL IMPELLER**

Reduces 88% of mulched debris to less than 1¼ cm and the UltraPlus will shred 97% of debris to less than 1¼ cm (see Shredz-All Shred Ring), allowing you to use less disposal bags.



	ULTRA 51581	ULTRAPLUS 51558
MAXIMUM AIR SPEED	up to 402 km/h	up to 402 km/h
SPEED CONTROL	Variable	Variable
LOW AIR SPEED	161 km/h	161 km/h
MOTOR	6 Amps	6 Amps
AIR VOLUME (BLOWER MODE)	9.91 m <sup>3</sup> /min	9.91 m <sup>3</sup> /min
AIR VOLUME (VACUUM MODE)	11.6 m <sup>3</sup> /min	11.6 m <sup>3</sup> /min
AIR HORSE POWER	0.7	0.7
LEAF REDUCTION	88% to 1 ¼ cm	▶ 97% to 1 ¼ cm
WEIGHT	3.8 kg	4.0 kg
<b>SHREDZ-ALL SHRED RING</b>	Optional	▶ Standard
<b>OSCILLATING NOZZLE</b>	Optional	▶ Standard
WARRANTY*	2-Year Coverage	2-Year Coverage

**ACCESSORIES**



**Oscillating Nozzle**  
(use with 51581)  
51664



**Spring Bucket**  
29210



**Gutter Cleaning Kit**  
51668

Additional extension lead is required.

▶ Step-up Feature

\* For full warranty terms and conditions, please refer to the operator's manual on [www.toro.com](http://www.toro.com)



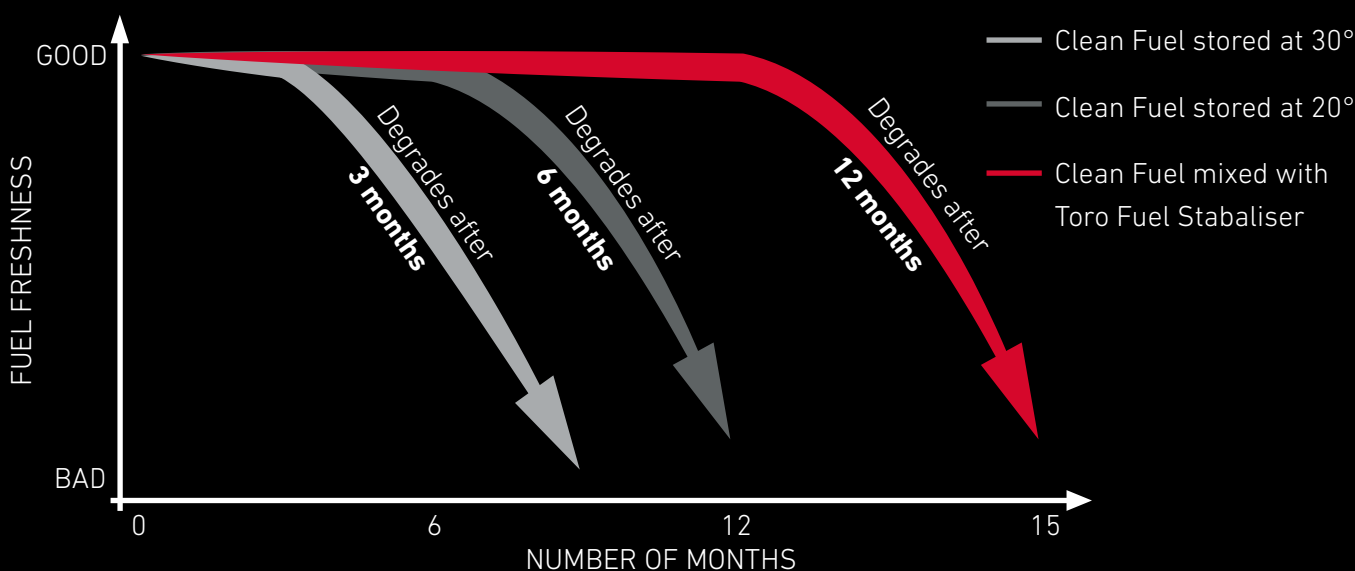
# LOOK BEFORE YOU PUMP...

Now, before you buy a Toro petrol lawnmower, here are a few tips to getting the most out of your fuel and storing while at home...

## LONGER = INCREASED

FUEL IS STORED

FUEL DEGRADATION



### MAKING YOUR FUEL LAST

On average regular fuel only stays fresh for 6 months when stored at 20° in a clean air-tight container, or only 3 when stored at 30°. The more it's exposed to heat, the more quickly it will go off. By adding Toro's Fuel Stabiliser, you can extend the life of your fuel by up to 6 months, making it good to use for up to 12 months of the year.

## TORO'S TOP TIPS

- ✓ Purchase only the amount of fuel that will be used in 30 days.
- ✓ Add fuel stabiliser the day you buy it to ensure that the fuel lasts up to 12 months.



## STORING FUEL SAFELY **AT HOME**

### HOW MUCH FUEL CAN I KEEP AT HOME?

Legally, any homeowner can only store up to 30 litres of petrol without informing the local Petroleum Enforcement Authority (PEA).

### HOW TO STORE FUEL AT HOME?

The upmost safety and care should be taken when storing fuel at home to reduce any risk of a home fire. There are three types of fuel containers that are recommended to be used, but all have a limit on the amount of fuel that can be stored.




#### PLASTIC CONTAINER

Storing up to 10 litres



#### METAL CONTAINER

Storing up to 20 litres



#### DEMOUNTABLE FUEL TANK

Storing up to 30 litres

## PETROL MOWERS LINE-UP

RECYCLER® 46 cm, 53 cm, and 55 cm cutting widths	<b>42 - 45</b>	SCARIFIER 40 cm cutting width	<b>50</b>
SUPER RECYCLER 53 cm cutting width	<b>46</b>	TIMECUTTER® 107 - 127 cm cutting width	<b>54</b>
TIMEMASTER® 76 cm cutting width	<b>48</b>	TITAN - <b>NEW</b> 122 cm and 137 cm cutting widths	<b>56</b>

**TORO**



# 46 CM & 53 CM PETROL WALK MOWERS

Recycler®

Deck Material:  
**Steel**

Power Source:  
**Petrol**

Garden Size:  
**Small -  
Medium**



Learn More About  
The S53VST



**IDEAL FOR** SMALL - MEDIUM GARDENS (UP TO 500m<sup>2</sup>)

## GREAT GARDENS START HERE

Recycler® mowers make lawn care easier than ever. They start the first time every time and are easy to maintain and store. With Toro's legendary performance and durability, your mower will run smoothly for years to come.

### THE RECYCLER® ADVANTAGE

Why mulch your grass clippings?

- ✓ Saves time by not emptying the grass bag.
- ✓ Beneficial to your soil by adding vital nutrients back.
- ✓ Reducing the amount of refuse being sent to landfill.

To learn more see pages 14-15.



### WASHOUT PORT

Connect a hose to the washout port to easily clean grass cuttings from under the deck. This prevents grass build up, and maintains better performance. (Only on S460)



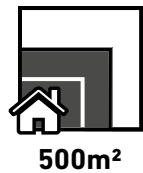
### EASY HEIGHT OF CUT ADJUSTMENT

Select the desired height of cut in one easy move on model S460. Model S53VST has a two-point height of cut adjustment.



### INTEGRATED MULCH PLUG

Switch from bagging to Recycling and maintain a clean finish with the integrated mulch plug. Available on model S53VST.



500m<sup>2</sup>

WHILE STOCKS  
LAST



500m<sup>2</sup>



	RECYCLER® S460 20944	RECYCLER S53VST 21753
<b>KEY FEATURES</b>	Washout Port, Mulch Plug	Integrated Mulch Plug
CUTTING WIDTH	46 cm	▶ 53 cm
ENGINE	Toro® OHV 159cc	Briggs & Stratton® Series 675 EXI 163cc
DRIVE SYSTEM	Fixed Speed, Rear-Wheel Drive	Variable Speed, Rear-Wheel Drive, High Wheel
STARTER	Recoil, Zone Start	Recoil, Zone Start
DECK TYPE	Steel	Steel
WARRANTY*	2-Year Coverage 2-Year Guaranteed to Start	2-Year Coverage 2-Year Guaranteed to Start

## ACCESSORIES



**Premium Fuel Treatment  
(.35 L Bottle)**  
131-6572



**Oil 30/10W 30 Synthetic  
(.35 L Bottle)**  
138-6053



**Side Discharge Chute**  
(use with 21753)  
147-0520



**Small Walk Behind Bag**  
(use with 21853)  
490-7318

**Fuel Stabiliser (15ml Pouch)**  
130-2393

**Product Name Key:** e Battery    S Steel Deck    C Cast Aluminium Deck    TM Dual-Force™ Cutting Deck    36 - 76 Deck Size    L Poly Deck    P Push    A Automatic Drive Rear Wheel Drive (RWD)    V Variable Speed Rear Wheel Drive (RWD)    O One Speed    BC Blade Brake Clutch (BBC)    ST SmartStow®    W All Wheel Drive (AWD)    K Key Start

▶ Step-up Feature

\*\* For full warranty terms and conditions, please refer to the operator's manual on [www.toro.com](http://www.toro.com)



# 55 CM PETROL WALK MOWERS

Recycler®

Deck Material:  
**Steel**

Power Source:  
**Petrol**

Garden Size:  
**Large**



**2**  
YEAR  
WARRANTY

**2**  
YEAR  
GUARANTEED  
TO START  
WARRANTY

**IDEAL FOR** LARGE GARDENS (UP TO 1,000 m<sup>2</sup>)

## RECYCLER® MAKES MOWING EASIER

The Toro Recycler line has smart features that make mowing easier. Choose between front, rear and all-wheel drive options. With available step-up features that include SmartStow®, AutoMatic Drive System, Blade Brake Clutch and All-Wheel Drive.



### BETTER BAGGING

Fit more clippings and spend less time emptying bags with the combination of the new wide-mouth bag design and Toro's Vortex Technology.





### MOW AT YOUR OWN PACE

Toro's unique Automatic Drive System senses and smoothly adjusts the mower speed to your preferred walking pace.

*Not available on model 21770*



### POWERFUL CUTTING PERFORMANCE

Increased airflow supercharges your grass cutting with Vortex Technology. The vacuum effect pulls grass upright for better cutting and the Recycler deck shreds clippings into an ultra fine mulch, forcing them back into the turf where they provide nutrients to the grass.



### SAVE STORAGE SPACE

Save up to 70%<sup>^</sup> floor space by storing the mower upright, with no fuel or oil leaks, with SmartStow<sup>®</sup>.

*SmartStow available on selected models*



	RECYCLER S550ST 21770	RECYCLER S55A 21771	RECYCLER S55ABC 21772	RECYCLER S55AST 21773	RECYCLER S55AWST 21774
KEY FEATURES	Vortex Technology, SmartStow <sup>®</sup> , Mulch Plug	Vortex Technology, Height Adjustable Handlebar, Recycle on Demand	Vortex Technology, Blade Brake Clutch, Height Adjustable Handlebar, Recycle on Demand	Vortex Technology, SmartStow, Recycle on Demand	Vortex Technology, SmartStow <sup>®</sup> , Recycle on Demand, All-Wheel Drive
CUTTING WIDTH	55 cm	55 cm	55 cm	55 cm	55 cm
ENGINE	Briggs & Stratton <sup>®</sup> Series 675 EXI 163cc	Briggs & Stratton Series 675 EXI 163cc	Briggs & Stratton Series 675 EXI 163cc	Briggs & Stratton Series 675 EXI 163cc	Briggs & Stratton Series 675 EXI 163cc
DRIVE SYSTEM	Fixed Speed, Front Wheel Drive, High Wheel	► AutoMatic Drive System, Rear Wheel Drive, High Wheel	AutoMatic Drive System, Rear Wheel Drive, High Wheel	AutoMatic Drive System, Rear Wheel Drive, High Wheel	► AutoMatic Drive System, All-Wheel Drive, High Wheel
STARTER	Recoil, Zone Start	Recoil, Zone Start	Recoil, Zone Start	Recoil, Zone Start	Recoil, Zone Start
DECK TYPE	Steel	Steel	Steel	Steel	Steel
WARRANTY*	2-Year Coverage 2-Year Guaranteed to Start	2-Year Coverage 2-Year Guaranteed to Start	2-Year Coverage 2-Year Guaranteed to Start	2-Year Coverage 2-Year Guaranteed to Start	2-Year Coverage 2-Year Guaranteed to Start

### ACCESSORIES



**Premium Fuel Treatment (.35 L Bottle)**  
131-6572

**Fuel Stabiliser (15ml Pouch)**  
130-2393



**Oil 30/10W 30 Synthetic (.35 L Bottle)**  
138-6053

**Briggs&Stratton<sup>®</sup> Maintenance Kit**  
130-8148



**SmartStow<sup>®</sup> Cover**  
490-2012

**Mower Cover**  
490-7462



**Side Discharge Chute**  
(use with 21770)  
145-1538

**Side Discharge Chute**  
(excluding 21770)  
139-6556



**Lawn Stripping Kit**  
20601

**Small Walk Behind Bag**  
490-7318

**Product Name Key:** e Battery    TM Dual-Force™ Cutting Deck    P Push    O One Speed    W All Wheel Drive (AWD)  
S Steel Deck    36 - 76 Deck Size    A Automatic Drive Rear Wheel Drive (RWD)    BC Blade Brake Clutch (BBC)    K Key Start  
C Cast Aluminium Deck    L Poly Deck    V Variable Speed Rear Wheel Drive (RWD)    ST SmartStow<sup>®</sup>

► Step-up Feature    <sup>^</sup>Space savings are in relation to the space consumed by a Toro<sup>®</sup> 55 cm Walk Power Mower stored with the handle in the standard operating position.  
\*\* For full warranty terms and conditions, please refer to the operator's manual on [www.toro.com](http://www.toro.com)



# 53 CM PETROL WALK MOWER

*Super Recycler*

Deck Material:  
**Aluminium**

Power Source:  
**Petrol**

Garden Size:  
**Medium**



**5**  
YEAR  
WARRANTY

**5**  
YEAR  
GUARANTEED  
TO START  
WARRANTY

**IDEAL FOR** MEDIUM GARDENS (UP TO 500 m<sup>2</sup>)

## FOR A PROFESSIONAL FINISH

Super Recycler mowers are Toro's best residential recycling mowers. The blade, durable aluminium cutting deck, and bagging system work together to deliver excellent recycling or bagging performance for a healthy, lush-looking lawn.



### 3-IN-1 VERSATILITY

Easily switch from bagging to Recycling or side discharge mode with the supplied mulch plug and optional side discharge chute (sold separately).



### SAVE STORAGE SPACE

Save up to 70%<sup>^</sup> floor space by storing the mower upright, with no fuel or oil leaks, with SmartStow<sup>®</sup>.



### AUTOMATIC DRIVE SYSTEM

Senses and smoothly adjusts mower speed to your preferred walking pace.



Super Recycler C53AST 21693	
<b>KEY FEATURES</b>	SmartStow <sup>®</sup> , Vortex Technology, Height Adjustable Handlebar, Mulch Plug
CUTTING WIDTH	53 cm
ENGINE	Briggs & Stratton <sup>®</sup> Series 675 EXI 163cc
DRIVE SYSTEM	AutoMatic Drive System, Rear Wheel Drive, High Wheel
STARTER	Recoil, Zone Start
DECK TYPE	Aluminium
WARRANTY*	5-Year Coverage   5-Year Guaranteed to Start

### ACCESSORIES



**Premium Fuel Treatment**  
(.35 L Bottle)  
131-6572

**Fuel Stabiliser**  
(15ml Pouch)  
130-2393



**Oil 30/10W 30 Synthetic**  
(.35 L Bottle)  
138-6053

**Briggs&Stratton<sup>®</sup>**  
**Maintenance Kit**  
130-8148



**SmartStow<sup>®</sup> Cover**  
490-2012



**Side Discharge Chute**  
144-0242



**Lawn Striping Kit**  
20601

**Small Walk Behind Bag**  
490-7318

**Product Name Key:** e Battery      TM Dual-Force™ Cutting Deck      P Push      O One Speed      W All Wheel Drive (AWD)  
S Steel Deck      36 - 76 Deck Size      A Automatic Drive Rear Wheel Drive (RWD)      BC Blade Brake Clutch (BBC)      K Key Start  
C Cast Aluminium Deck      L Poly Deck      V Variable Speed Rear Wheel Drive (RWD)      ST SmartStow<sup>®</sup>

<sup>^</sup>Space savings are in relation to the space consumed by a Toro<sup>®</sup> 55 cm Walk Power Mower stored with the handle in the standard operating position.  
\*\* For full warranty terms and conditions, please refer to the operator's manual on [www.toro.com](http://www.toro.com)



# 76 CM PETROL WALK MOWERS

TimeMaster®

Deck Material:  
**Steel**

Power Source:  
**Petrol**

Garden Size:  
**Extra Large**



**3**  
YEAR  
WARRANTY

**3**  
YEAR  
GUARANTEED  
TO START  
WARRANTY

**IDEAL FOR**

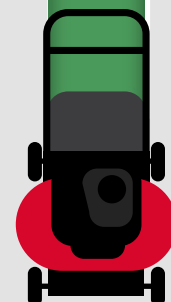
EXTRA LARGE GARDENS (1,000m<sup>2</sup> +)

## MOW UP TO 40% FASTER

Cover more ground in far less time with the Dual-Force™ twin blade cutting system of the TimeMaster®. The sleek, lightweight body is surprisingly easy to manoeuvre, making it simple to mow around landscaping.

+ Time savings via wider cutting path and enhanced speed of TimeMaster vs. 53 cm Toro® mower, and will vary with mowing conditions.

SAVE UP TO  
**40%+**  
OF YOUR MOWING TIME





### AUTOMATIC DRIVE SYSTEM WITH TRACTION ASSIST

The traction assist handle keeps you mowing at a steady speed and senses and smoothly adjusts to your preferred walking pace.



### QUICK STORAGE HANDLEBAR

Handle stores vertically for easy compact storage and adjusts to ensure a comfortable mowing experience for any operator.



### DUAL-FORCE™ CUTTING SYSTEM

Unique twin blade system chops clippings repeatedly into tiny bits and forces them back into the turf where they decompose quickly and provide nutrients and moisture to the soil.



	TimeMaster <i>TM76</i> 21810 / 21815	TimeMaster <i>TM76K</i> 21811 / 21816
<b>KEY FEATURES</b>	Blade Brake Clutch, Height Adjustable Handlebar, Quick Storage Handlebar, Washout Port, Mulch Plug	Blade Brake Clutch, Height Adjustable Handlebar, Quick Storage Handlebar, Washout Port, Mulch Plug
CUTTING WIDTH	76 cm	76 cm
ENGINE	Briggs & Stratton® 223cc	Briggs & Stratton 223cc
DRIVE SYSTEM	AutoMatic Drive System, Rear Wheel Drive with Traction Assist	AutoMatic Drive System, Rear Wheel Drive with Traction Assist
STARTER	Recoil, Zone Start	► Recoil/Electric, Zone Start
DECK TYPE	Steel	Steel
WARRANTY*	3-Year Coverage 3-Year Guaranteed-to-Start	3-Year Coverage 3-Year Guaranteed-to-Start

## ACCESSORIES



**Premium Fuel Treatment**  
(.35 L Bottle)  
131-6572

**Fuel Stabiliser**  
(15ml Pouch)  
130-2393



**Oil 30/10W 30 Synthetic**  
(.35 L Bottle)  
138-6053

**Briggs&Stratton®**  
**Maintenance Kit**  
130-8148



**Mower Cover**  
490-7461

**Hi-lift replacement blade**  
**kit**  
20122P



**Lawn Striping Kit**  
20602

**Small Walk Behind Bag**  
490-7318

**Product Name Key:** e Battery      TM Dual-Force™ Cutting Deck      P Push      O One Speed      W All Wheel Drive (AWD)  
 S Steel Deck      A Automatic Drive Rear Wheel Drive (RWD)      BC Blade Brake Clutch (BBC)      K Key Start  
 C Cast Aluminium Deck      L Poly Deck      V Variable Speed Rear Wheel Drive (RWD)      ST SmartStow®

► Step-up Feature      \* Image shown is a computer rendering. Actual product may vary.  
 \* For full warranty terms and conditions, please refer to the operator's manual on [www.toro.com](http://www.toro.com)



# PETROL SCARIFIER

40 cm Scarifier

Deck Material:  
**Steel**

Power Source:  
**Petrol**

Garden Size:  
**All**



**2**  
YEAR  
WARRANTY\*

**IDEAL FOR**

DE-THATCHING AND REVITALISING YOUR TURF

## IMPROVE YOUR TURF HEALTH

Maintain a healthy, lush lawn with the new Toro® Scarifier. De-thatching allows for healthy root growth by making water, air, and nutrients available to the soil. Featuring a durable steel deck and the power you need to pull out bad thatch and eliminate moss problems.

### IMPROVE YOUR LAWN WITH DE-THATCHING

Why remove thatch from your lawn?

- ✓ Removing thick thatch allows for better air circulation to grass roots.
- ✓ Without thatch, fertiliser absorbs into the soil with ease.





### READY TO TACKLE LARGE LAWN

Get the extra power and convenience you need to move faster around your lawn and get the job done quicker.



### ADAPTS TO YOUR LAWN CONDITIONS

Use the steel spring rotor for light moss and thatch removal or the verticutter rotor to dig deeper into the soil.



### EASY THATCH REMOVAL

With a large-capacity 50 L grassbag, thatch removal is quick and easy.



	SCARIFIER 54610
Cutting Width	40 cm
Engine/Motor	Briggs & Stratton® 163cc XR-750 Series
Drive System	Push
Starter	Recoil
Working Depth	+10 to -15 mm
Height Adjustment	Single Point
Deck Type	Steel
Grassbag Capacity	50 L
Rotors	1 x 24 steel springs 1 x 18 verticutter
Weight	41 kg <sup>^</sup>
Warranty*	2-Year Coverage

### ACCESSORIES



**Premium Fuel Treatment  
(.35 L Bottle)**  
131-6572

**Fuel Stabiliser  
(15ml Pouch)**  
130-2393



**Oil 30/10W 30 Synthetic  
(.35 L Bottle)**  
138-6053

**Standard SAE Oil (1 L  
Bottle)**  
38903

\* For full warranty terms and conditions, please refer to the operator's manual on [www.toro.com](http://www.toro.com)



# RIDE-ON MOWERS

Toro riding mowers are built to last longer and perform better than any others you can find, but for many people, it's hard to narrow down your choices to find what's right for your lawn. We believe that all Toro riding mowers give you the most comfortable, and durable mowing experience with high performance for a great mowing result.

## The Benefits of a Zero-Turn Mower



### Manoeuvrable

Ideal for lawns with many obstacles including garden features, trees and landscaping. The lever style steering saves you up to 50% mow time<sup>^</sup> allowing you to enjoy what matters most.



### Time Saving

Owners of our zero-turn radius mowers report an average time saving of 50% over their previous mower. You'll not only have more time to enjoy, you'll extend the working life of your mower.



### Comfortable

From our handcrafted seats to the MyRide<sup>®</sup> suspension system, you'll enjoy a more comfortable ride, keeping you productive and feeling fresh.

## RIDE-ON MOWER LINE-UP

TIMECUTTER<sup>®</sup>

107 cm and 127 cm cutting widths

54

TITAN<sup>®</sup> - **NEW**

122 cm and 137 cm cutting widths

56

**TORO**

<sup>^</sup> Time savings based on survey of consumers who purchased TimeCutters from 1/1/18-9/30/19. Time savings will vary.





# TIMECUTTER®

107 cm & 127 cm Zero-Turn Mowers

Deck Material:  
**Steel**

Power Source:  
**Petrol**

Garden Size:  
up to  
**10,000m<sup>2</sup>**



**IDEAL FOR** GARDENS UP TO 10,000 m<sup>2</sup>

## LESS TIME MOWING, MORE TIME LIVING

**CUT MOWING TIME UP TO 50%<sup>^</sup>**

Don't let overgrown grass slow your summer plans. Toro's TimeCutter riding mower allows you to create both a beautiful lawn and saves you up to 50% more time<sup>^</sup> than ever to enjoy what matters most to you.



### NO MORE ROCKY RIDES

Save your body from the toughest terrain and avoid slow mowing speeds with the MyRide® suspension system\*. MyRide keeps you perched above the action, and any blows from your lawn are absorbed by the mower, not you.

*\*available on selected models.*



### PICK YOUR PACE

Get total control over your mowing speed, while never sacrificing blade tip speed, thanks to Toro's Smart Speed® Technology. Use Trim range for closer trimming at low speeds, Tow range for towing attachments at medium speeds, or Mow range to mow large open areas at high speeds.



### ADJUST ON THE GO

Easily adjust the cutting height without having to stop with an easy to use lever or an optional Foot Lift Assist.



	TIMECUTTER ZS4200S 74683	TIMECUTTER ZS4200T 74677	TIMECUTTER ZR4200T 74679	TIMECUTTER MR4275T 74691	TIMECUTTER MR5075T 74695
<b>KEY FEATURES</b>	▶ <b>Smart Speed</b> , Onboard Storage, Hitch Kit, <b>Washout Port</b> , 41 cm High Back Comfort Seat	<b>Smart Speed</b> , Onboard Storage, Hitch Kit, <b>Washout Port</b> , 41 cm High Back Comfort Seat	<b>Smart Speed</b> , Onboard Storage, Hitch Kit, <b>Washout Port</b> , 41 cm High Back Comfort Seat	▶ <b>MyRIDE® Smart Speed</b> , Hitch Kit, <b>Washout Port</b> , 46 cm High Back Comfort Seat with Armrests, Fabricated Deck	▶ <b>MyRIDE, Smart Speed</b> , Hitch Kit, <b>Washout Port</b> , 46 cm High Back Comfort Seat with Armrests, Deck Foot Lift, Fabricated Deck
CUTTING WIDTH	▶ 107 cm	107 cm	107 cm	107 cm	▶ 127 cm
ENGINE	Briggs & Stratton® 500cc Single	▶ Briggs & Stratton® 724cc V Twin Engine	Briggs & Stratton® 724cc V Twin Engine	Kohler® 725cc V Twin	Kohler 725cc V Twin
TRANSMISSION SYSTEM	Dual Hydrostatic	Dual Hydrostatic	Dual Hydrostatic	Dual Hydrostatic	Dual Hydrostatic
DECK TYPE	Stamped: 2-Blade; Recycler, Side Discharge	Stamped: 2-Blade; Recycler, Side Discharge	▶ Fabricated: 2-Blade; Recycler, Side Discharge	Fabricated: 2-Blade; Recycler, Side Discharge	Fabricated: 3-Blade; Recycler, Side Discharge
WARRANTY*	3-Year Coverage	3-Year Coverage	3-Year Coverage	3-Year Coverage	3-Year Coverage

### ACCESSORIES



**Premium Fuel Treatment (.35 L Bottle)**  
131-6572

**Striping Kit**  
ZS 4200S/T: 140-5198  
MR4275T: 140-5159  
MR5075T: 140-5160

**Twin Bagger**  
ZS 4200S/T: 79410  
MR4275T: 79411  
MR5075T: 79412

**Anti-Vibration Floor Mat**  
ZS 4200S/T: 79410  
MR 4275T/5075T: 79411

**Zero-Turn Mower Cover**  
490-7516

**Standard SAE Oil (1 L)**  
38903

**ROPS Kit**  
140-2056

**Bagger Enhancement Kit**  
ZS 4200S/T: 137-7048  
MR4275T: 137-7048  
MR5075T: 139-7459

**Mount Kit**  
140-2711  
**Jack Kit**  
127-6666

**Sunshade**  
140-2054

**Product Name Key:** e Battery      ZR Timecutter Fabricated Deck      ZXM Titan line MyRide  
RS Rider Stamped Deck      MR Timecutter Fabricated MyRide®      42 - 54 Deck Size  
ZS Timecutter® Stamped Deck      ZX Titan line      00 Standard Line      75 Premium Line  
S Single Cylinder      SD Side Discharge  
T Twin Cylinder      DC Rear Collection

▶ Step-up Feature      \* Time savings based on survey of consumers who purchased TimeCutters from 1/1/18-9/30/19. Time savings will vary.  
\* For full warranty terms and conditions, please refer to the operator's manual on www.toro.com



# TITAN®

122 cm & 137 cm Zero-Turn Mowers

## BE YOUR OWN LAWN CARE PRO

Dominate your domain with the Titan: a rugged machine with a 50-grade 10-gauge deck. It delivers pro-level performance and enduring garden excellence.



**3**  
YEAR  
**300**  
HOUR  
WARRANTY

### PRO DNA

Our mowers inherit commercial DNA, ensuring pro-level tech and durability for flawless, reliable performance every time.



### NO MORE ROCKY RIDES

MyRIDE suspension system saves you from rough terrain, maintaining speed and comfort while absorbing lawn impacts.



### HASSLE-FREE MAINTENANCE

Spend less time maintaining your mower with tool-less oil change and filter. Simply flip open the air filter to replace it.

	TITAN ZX4875 74875	TITAN ZXM4875 74890	TITAN ZXM5475 74898
<b>KEY FEATURES</b>	Hitch Kit, Hourmeter, Deck Foot Lift, 46 cm High Back Comfort Seat with Armrests, Fabricated Deck	▶ MyRIDE®, Hitch Kit, Hourmeter, Deck Foot Lift, 46 cm High Back Comfort Seat with Armrests, Fabricated Deck	
<b>CUTTING WIDTH</b>	122 cm	122 cm	137 cm
<b>ENGINE</b>	Kohler® 725cc V Twin		
<b>TRANSMISSION SYSTEM</b>	Dual Hydrostatic with Charge Pumps		
<b>DECK TYPE</b>	Fabricated: 3-Blade; Recycler, Side Discharge		
<b>WARRANTY*</b>	3-Year or 300 hours		

### ACCESSORIES

<b>Premium Fuel Treatment (.50 L)</b> 130-2393	<b>Striping Kit</b> X 4850/5450: 140-5119 XS 4850/5450: 140-5120	<b>Twin Bagger</b> 79346	<b>Mount Kit</b> 140-2711	<b>Zero-Turn Mower Cover</b> 137-7012
<b>Standard SAE Oil (1 L)</b> 38903	<b>Bucket 5-Gallons (19 L)</b> 133-2533	<b>Bagger Enhancement Kit</b> 122 cm Deck: 140-5121 137 cm Deck: 140-5122	<b>Light Kit</b> 136-7493	<b>Sunshade</b> 137-7011
	<b>Bucket Mount Kit</b> 140-2066		<b>Seat Cover</b> 117-0097	<b>ROPS Kit</b> 139-2638



**NEW**


# TITAN®: NEXT GENERATION

: Coming Summer 2024



## RULE THE LAND

Meet the new Titan Ride-On Mowers, built for extreme conditions, professional performance, and lasting durability. Your reliable partner for impeccable lawns.



### HIGHER SEAT POSITION

Titan's elevated seat enhances visibility for obstacle navigation, precise trimming, and safer mowing with a clear path view.



### NO MORE ROCKY RIDES

MyRIDE suspension system saves you from rough terrain, maintaining speed and comfort while absorbing lawn impacts.



### IRON FORGED CUTTER DECK

With an iron forged cutter deck, enjoy enhanced durability, precise cutting, and boosted performance for long-lasting results.

	TITAN ZXM4875 74625	TITAN ZXM5475 76530	TITAN ZXM6075 76635
<b>KEY FEATURES</b>	▶ MyRIDE®, Hitch Kit, Hourmeter, Deck Foot Lift, 46 cm High Back Comfort Seat, Fabricated Deck		
CUTTING WIDTH	122 cm	137 cm	152 cm
ENGINE	Kohler® 725cc V Twin		
TRANSMISSION SYSTEM	Dual Hydrostatic with Charge Pumps		
DECK TYPE	Fabricated: 3-Blade; Recycler, Side Discharge		
WARRANTY*	3-Year or 300 hours		

### ACCESSORIES

<b>Premium Fuel Treatment (.50 L)</b> 130-2393	<b>Striping Kit</b> X 4850/5450: 140-5119 XS 4850/5450: 140-5120	<b>Twin Bagger</b> 79346	<b>Mount Kit</b> 140-2711 <b>Jack Kit</b> 127-6666	<b>Zero-Turn Mower Cover</b> 137-7012
<b>Standard SAE Oil (1 L)</b> 38903	<b>Bucket 5-Gallons (19 L)</b> 133-2533 <b>Bucket Mount Kit</b> 140-2066	<b>Bagger Enhancement Kit</b> 122 cm Deck: 140-5121 137 cm Deck: 140-5122	<b>Light Kit</b> 136-7493 <b>Seat Cover</b> 117-0097	<b>Sunshade</b> 137-7011 <b>ROPS Kit</b> 139-2638

▶ Step-up Feature \* Image shown is a computer rendering. Actual product may vary.  
\* For full warranty terms and conditions, please refer to the operator's manual on [www.toro.com](http://www.toro.com)





RECOMMENDED LAWN SIZE	SMALL up to 200 m <sup>2</sup>			SMALL up to 300 m <sup>2</sup>						MEDIUM up to 500 m <sup>2</sup>		
	eMULTICYCLER									eSUPER RECYCLER		
	eL36PST 21836			eL43PST 21843			eL43VST 21844			eC48A 21848		
KEY FEATURES	RunSmart™, SmartStow®, 2-Speed Switch (RunSmart/Max Speed), Mulch Plug, Quick Storage Handlebar, Grassbox Full Indicator			RunSmart, SmartStow, 2-Speed Switch (RunSmart/Max Speed), Mulch Plug, Quick Storage Handlebar, Grassbox Full Indicator			RunSmart, SmartStow, 2-Speed Switch (RunSmart/Max Speed), Mulch Plug, Quick Storage Handlebar, Grassbox Full Indicator			RunSmart, 2-Speed Switch (RunSmart/Max Speed), Height Adjustable Handlebar, Quick Storage Handlebar, Recycle on Demand, Washout Port		
CUTTING WIDTH	36 cm			▶ 43 cm			43 cm			▶ 48 cm		
MOTOR	600W Brushless 60V			▶ 850W Brushless 60V			850W Brushless 60V			▶ 1.5 kW Brushless 60V		
TORO 60V BATTERY	L135 Battery Included 60V 2.5 Ah 135 Wh			▶ L216 Battery Included 60V 4.0 Ah 216 Wh			L216 Battery Included 60V 4.0 Ah 216 Wh			▶ L324 Battery Included 60V 6.0 Ah 324 Wh		
TORO 60V CHARGER	Charger Included			Charger Included			Charger Included			Charger Included		
MAXIMUM AREA CUT* WITH ONE CHARGE	Battery	Watt Hours	Max Area Cut*	Battery	Watt Hours	Max Area Cut*	Battery	Watt Hours	Max Area Cut*	Battery	Watt Hours	Max Area Cut*
	L135 (2.5 Ah)	135	up to 800 m <sup>2</sup>	L216 (4.0 Ah)	216	up to 900 m <sup>2</sup>	L216 (4.0 Ah)	216	up to 750 m <sup>2</sup>	L324 (6.0 Ah)	324	up to 800 m <sup>2</sup>
DRIVE SYSTEM	Push			Push			▶ Variable Speed, Rear Wheel Drive			AutoMatic Drive System, Rear Wheel Drive w/ Traction Assist		
STARTER	Push Button			Push Button			Push Button			Push Button		
HEIGHT OF CUT	1-point, 19 - 70 mm			1-point, 19 - 70 mm			1-point, 19 - 70 mm			1-point, 25-102 mm		
DECK TYPE	Polymer			Polymer			Polymer			Aluminum		
WEIGHT	23 kg (with L135 Battery)			26 kg (with L216 Battery)			28 kg (with L216 Battery)			37 kg (with L324 Battery)		
GRASSBAG CAPACITY	40 L			▶ 50 L			50 L			▶ 60 L		
DIMENSIONS (Length x Width x Height, mm)												
COLLAPSED	1135 x 417 x 412			1140 x 485 x 410			1140 x 485 x 410			965 x 597 x 432		
ASSEMBLED	1306 x 417 x 1073			1362 x 485 x 1085			1362 x 485 x 1085			1520 x 530 x 1090		
WARRANTY RESIDENTIAL*	3-Year Coverage			3-Year Coverage			3-Year Coverage			3-Year Coverage, 5-Year Deck		
WARRANTY COMMERCIAL*	30 Days			30 Days			30 Days			30 Days		
BLADE ACCELERATOR	-			-			-			-		
DECK KICKERS	-			-			-			Standard		
WHEEL BEARINGS	Standard			Standard			Standard			Standard		
DUAL BLADES	-			-			-			-		
TRACTION ASSIST	-			-			-			Standard		
2-IN-1 BAG, RECYCLE	Standard			Standard			Standard			Standard		
3-IN-1 BAG, RECYCLE, SIDE DISCHARGE	-			-			-			-		



RECOMMENDED LAWN SIZE	MEDIUM up to 500 m <sup>2</sup>			LARGE up to 1000 m <sup>2</sup>			EXTRA LARGE Up to 2500 m <sup>2</sup>					
	eSUPER RECYCLER			eRECYCLER						eTIMEMASTER		
	eC53AST 21695			eS52VST 21853			eS55AST 21864			eTM76 21876		
KEY FEATURES	Vortex Technology, SmartStow, RunSmart, 2-Speed Switch (RunSmart/Max Speed), Height Adjustable Handlebar			RunSmart, 2-Speed Switch (RunSmart/Max Speed), SmartStow®, Integrated Mulch Plug			RunSmart, SmartStow, Height Adjustable Handlebar, Recycle on Demand			RunSmart, Automagic Drive System, Traction Assist Handle, Height Adjustable Handlebar, Quick Storage Handlebar, Washout Port		
CUTTING WIDTH	▶ 53 cm			▶ 52 cm			▶ 55 cm			76cm		
MOTOR	▶ 2.0 kW Brushless 60V			1.5 kW Brushless 60V			▶ 2 kW Brushless 60V			▶ 3.2kW Brushless 60V		
TORO 60V BATTERY	▶ L405 Battery Included 60V 7.5 Ah 405 Wh			L324 Battery Included 60V 6.0 Ah 324 Wh			L324 Battery Included 60V 6.0 Ah 324 Wh			▶ 2 x L540 Batteries Included 60V 10.0Ah 540 Wh		
TORO 60V CHARGER	Charger Included			Charger Included			Charger Included			Charger Included		
MAXIMUM AREA CUT* WITH ONE CHARGE	Battery	Watt Hours	Max Area Cut*	Battery	Watt Hours	Max Area Cut*	Battery	Watt Hours	Max Area Cut*	Battery	Watt Hours	Max Area Cut*
	L405 (7.5Ah)	405	up to 1700 m <sup>2</sup>	L324 (6.0 Ah)	324	up to 925 m <sup>2</sup>	L324 (6.0 Ah)	324	up to 1300 m <sup>2</sup>	L540 (10.0Ah)	540	up to 2,590m <sup>2</sup>
DRIVE SYSTEM	AutoMatic Drive System, Rear Wheel Drive			Variable Speed, Rear Wheel Drive			▶ AutoMatic Drive System, Rear Wheel Drive			AutoMatic Drive System, Rear Wheel Drive, High Wheel		
STARTER	Push Button			Push Button			Push Button			Push Button		
HEIGHT OF CUT	2-point, 32–95 mm			2-point, 32–95 mm			4-point, 25–102 mm			2-point, 32 - 108mm		
DECK TYPE	Aluminium			Steel			Steel			Steel		
WEIGHT	42 kg (with L405 Battery)			30 kg (with L324 Battery)			36 kg (with L324 Battery)			73 kg (with 2x 10,0 Ah 540 Wh Batteries)		
GRASSBAG CAPACITY	▶ 63 L			57 L			▶ 63 L			▶ 88 L		
DIMENSIONS (Length x Width x Height, mm)												
COLLAPSED	1054 x 585 x 1110			1054 x 572 x 445			1029 x 597 x 406			1041 x 813 x 533		
ASSEMBLED	1577 x 585 x 1110			1435 x 572 x 1080			1500 x 580 x 1070			1630 x 810 x 1120		
WARRANTY RESIDENTIAL*	3-Year Coverage, 5-Year Deck			3-Year Coverage			3-Year Coverage			3-Year Coverage		
WARRANTY COMMERCIAL*	30 Days			30 Days			30 Days			30 Days		
BLADE ACCELERATOR	Standard			-			-			-		
DECK KICKERS	Standard			-			-			-		
WHEEL BEARINGS	Standard			-			-			Standard		
DUAL BLADES	-			-			-			Standard		
TRACTION ASSIST	-			-			-			Standard		
2-IN-1 BAG, RECYCLE	Standard			-			Standard			-		
3-IN-1 BAG, RECYCLE, SIDE DISCHARGE	Optional			Standard			Optional			Standard		





BATTERY LEAF BLOWER 51825T		
KEY FEATURES	Variable Speed Trigger	
MOTOR	Brushless 60V	
TORO 60V BATTERY	L135 Battery Sold Separately 60V 2.5 Ah 135 Wh	
TORO 60V CHARGER	Charger Sold Separately	
RUN TIME <sup>A</sup> (USING 2.5AH L135 BATTERY)	SPEED SETTING	RUN TIME
	Low	Up to 90 min
	High	Up to 25 min
	Turbo Boost	Up to 10 min
SPEED CONTROL	Variable trigger, Turbo Boost	
HAND / ARM VIBRATION	Left & Right: 1.5 m/s <sup>2</sup> rms, Uncertainty K: 0.1 m/s <sup>2</sup>	
NOISE RATING	Measured Sound Power: 101 dBA Guaranteed Sound Power: 103 dBA Sound Pressure: 86 dBA K-factor: 3	
WEIGHT	3.4 kg (with L135 Battery)	
DIMENSIONS (Length x Width x Height, mm)		
ASSEMBLED	1500 x 580 x 1070	
WARRANTY RESIDENTIAL*	3-Year Coverage	
WARRANTY COMMERCIAL*	30 Days	
AIR VOLUME (m <sup>3</sup> / min <sup>***</sup> )	Up to 17 m <sup>3</sup> /min	
AIR SPEED (Km/h <sup>***</sup> )	Up to 185 Km/h	
COMFORT GRIP	Standard	

BATTERY STRING TRIMMER 51835T			
KEY FEATURES	Tap & Go, Variable Speed Trigger		
MOTOR	Brushless 60V		
TORO 60V BATTERY	L135 Battery Sold Separately 60V 2.5 Ah 135 Wh		
TORO 60V CHARGER	Charger Sold Separately		
RUN TIME <sup>A</sup> (USING 2.5AH L135 BATTERY)	CUT LENGTH	LINE DIAMETER	RUN TIME
	36 cm	2.0 mm	Up to 50 min
	36 cmh	2.4 mm	Up to 45 min
	41 cm	2.4 mm	Up to 30 min
SPEED CONTROL	Variable trigger, 2 speed ranges		
HAND / ARM VIBRATION	Left & Right: 3.2 m/s <sup>2</sup> rms, Uncertainty K: 0.8 m/s <sup>2</sup>		
NOISE RATING	Measured Sound Power: 90 dBA Guaranteed Sound Power: 93 dBA Sound Pressure: 78 dBA K-factor: 3		
WEIGHT	4.58 kg (with L135 Battery)		
DIMENSIONS (Length x Width x Height, mm)			
ASSEMBLED	1500 x 580 x 1070		
WARRANTY RESIDENTIAL*	3-Year Coverage		
WARRANTY COMMERCIAL*	30 Days		
CUTTING WIDTH (cm)	36 cm - 41 cm		
COMFORT GRIP	Standard		
Trimmer Line	2.4 mm line included. 2.0 mm line sold separately.		
Line Advancement	Tap & Go. Standard		
Quick-Feed Head	Standard		

<sup>\*\*</sup>Battery manufacturer rating = 60V maximum & 54V typical usage. Actual voltage varies with load.

<sup>\*\*\*</sup> Up to 17 m<sup>3</sup>/min Max and Up to 185 Km/h Max on turbo boost. Performance claims based on controlled laboratory testing.



	<b>BATTERY HEDGE TRIMMER 51855T</b>
KEY FEATURES	90° Rotating Handle, Variable Speed Trigger
MOTOR	Brushless 60V
TORO 60V BATTERY	L135 Battery Sold Separately 60V 2.5 Ah 135 Wh
TORO 60V CHARGER	Charger Sold Separately
RUN TIME <sup>A</sup> (USING 2.5AH L135 BATTERY)	Up to 75 minutes
SPEED CONTROL	Variable trigger, 2 speed ranges
HAND / ARM VIBRATION	Left & Right: 2.5 m/s <sup>2</sup> rms, Uncertainty K: 1.5 m/s <sup>2</sup>
NOISE RATING	Measured Sound Power: 92 dBA Guaranteed Sound Power: 96 dBA Sound Pressure: 80 dBA K-factor: 3
WEIGHT	4.2 kg (with L135 Battery)
<b>DIMENSIONS (Length x Width x Height, mm)</b>	
ASSEMBLED	1500 x 580 x 1070
WARRANTY RESIDENTIAL*	3-Year Coverage
WARRANTY COMMERCIAL*	30 Days

CUTTING WIDTH (cm)	1.9 cm
COMFORT GRIP	Standard
BAR / BLADE LENGTH	61 cm
ROTATING HANDLE	Standard

	<b>BATTERY CHAINSAW 51845T</b>	<b>BATTERY POLESAW 51847T</b>
KEY FEATURES	Pro-Style Tensions System, Variable Speed Trigger	Variable Speed Trigger
MOTOR	Brushless 60V	Brushless 60V
TORO 60V BATTERY	L135 Battery Sold Separately 60V 2.5 Ah 135 Wh	L135 Battery Sold Separately 60V 2.5 Ah 135 Wh
TORO 60V CHARGER	Charger Sold Separately	Charger Sold Separately
RUN TIME <sup>A</sup> (USING 2.5AH L135 BATTERY)	Up to 50 cuts (15 cm x 15 cm timber)	Up to 80 cuts (10 cm x 10 cm timber)
SPEED CONTROL	Variable trigger	1-speed
HAND / ARM VIBRATION	Left & Right: 5.7 m/s <sup>2</sup> rms, Uncertainty K: 1.5 m/s <sup>2</sup>	Left & Right: 3.8 m/s <sup>2</sup> rms, Uncertainty K: 0.2 m/s <sup>2</sup>
NOISE RATING	Measured Sound Power: 101.1 dBA Guaranteed Sound Power: 105 dBA Sound Pressure: 91 dBA K-factor: 3	Measured Sound Power: 94 dBA Guaranteed Sound Power: 97 dBA Sound Pressure: 78 dBA K-factor: 3
WEIGHT	5.8 kg (with L135 Battery)	5.4 kg (with L135 Battery)
<b>DIMENSIONS (Length x Width x Height, mm)</b>		
ASSEMBLED	1500 x 580 x 1070	
WARRANTY RESIDENTIAL*	3-Year Coverage	3-Year Coverage
WARRANTY COMMERCIAL*	30 Days	30 Days

COMFORT GRIP	Standard	Standard
BAR / BLADE LENGTH	41 cm	25 cm
CHAIN PITCH / GAUGE	Pitch 9.5 mm Gauge 1.1 mm	Pitch 9.5 mm Gauge 1.1 mm
TOOL REACH	-	2.4 m
CHAIN OIL CAPACITY	270 ml	-
BAR & CHAIN OIL	Sold Separately	-
OIL LEVEL INDICATOR	Standard	-
CHAIN BRAKE	Electric	-
CHAIN SPEED	11 m/s	-
CHAIN TENSIONING SYSTEM	Tooled	Tooled





RECOMMENDED LAWN SIZE	EXTRA LARGE Up to 2500 m <sup>2</sup>					
	BATTERY RIDER					
	eRS3000SD 75500			eRS3200DC 75501		
KEY FEATURES	Cruise Control, Mow in Reverse, Cup Holder, Mulch Plug			Cruise Control, Mow in Reverse, Rear Collection, Cup Holder, Mulch Plug		
CUTTING WIDTH	76 cm			▶ 81 cm		
DECK CONSTRUCTION	Steel			Steel		
MOTOR	3 x 800w motors.			3 x 800w motors.		
BATTERY	Lead acid AGM 72V 24Ah Integrated Battery Included			Lithium-ion 72V 22.5Ah Integrated Battery Included		
CHARGER	Mains charging cable. Charge time 11 hours			Mains charging cable. Charge time 11 hours		
MAXIMUM AREA CUT* WITH ONE CHARGE	Battery	Watt Hours	Max Area Cut*	Battery	Watt Hours	Max Area Cut*
	24Ah	1728	up to 2500 m <sup>2</sup>	22.5Ah	1620	up to 2500 m <sup>2</sup>
HEIGHT OF CUT	25 - 106 mm			25 - 135 mm		
GRASSBAG CAPACITY	-			190 L		
TURNING RADIUS	46 cm			▶ 43 cm		
WEIGHT	188 kg			164 kg		
TYRE DIMENSIONS FRONT REAR	XXXX			XXXX		
WARRANTY RESIDENTIAL*	3-Year Coverage			3-Year Coverage		
WARRANTY COMMERCIAL*	30 Days			30 Days		
ARMRESTS	-			-		
ANTI-SCALP ROLLERS	-			-		
HITCH KIT	-			-		
RECYCLER®	-			-		
WASHOUT PORT	-			-		
LED LIGHTS	Standard			Standard		
USB CHARGER	Standard			Standard		
SEAT - BACK HEIGHT	XX cm			XX cm		
SEAT ADJUSTMENT	Standard			Standard		
ANTI-VIBRATION MAT	-			-		
KIT - TWIN BAGGER	-			-		
DECK LIFT	Hand-lift Standard			Hand-lift Standard		



<b>RECOMMENDED LAWN SIZE</b>	<b>UP TO 6000 m<sup>2</sup></b>
	<b>eTIMECUTTER</b>
	<b>eMR4275 75642</b>

<b>KEY FEATURES</b>	MyRIDE®, High Back Comfort Seat, Fabricated Deck, Washout Port, LED Headlights		
<b>CUTTING WIDTH</b>	107 cm		
<b>DECK CONSTRUCTION</b>	Fabricated		
<b>MOTOR</b>	2x 60V Brushless		
<b>TORO 60V BATTERY</b>	4x 10Ah Batteries Included		
<b>TORO 60V CHARGER</b>	6-Pod Charger Included		
<b>MAXIMUM AREA CUT* WITH ONE CHARGE</b>	Battery	Watt Hours	Max Area Cut*
	4x L540 (10.0 Ah)	2160	up to 6000 m <sup>2</sup>
<b>HEIGHT OF CUT</b>	38 - 114 mm		
<b>GRASSBAG CAPACITY</b>	227 L Grassbag Capacity (Optional)		
<b>WEIGHT</b>	250 kg		
<b>TYRE DIMENSIONS FRONT</b>	28 cm x 10 cm Smooth		
<b>REAR</b>	46 cm x 19 cm - 20 cm		
<b>WARRANTY RESIDENTIAL*</b>	3-Year Coverage		
<b>WARRANTY COMMERCIAL*</b>	30 Days		

<b>ARMRESTS</b>	Optional
<b>ANTI-SCALP ROLLERS</b>	Standard
<b>HITCH KIT</b>	N/A
<b>RECYCLER®</b>	Standard
<b>WASHOUT PORT</b>	Standard
<b>LED LIGHTS</b>	Standard
<b>USB CHARGER</b>	Standard
<b>SEAT - BACK HEIGHT</b>	41 cm
<b>SEAT ADJUSTMENT</b>	Tools Required
<b>ANTI-VIBRATION MAT</b>	Optional
<b>KIT - TWIN BAGGER</b>	Optional Bagger Kit
<b>DECK LIFT</b>	Hand-lift Standard, Foot-lift Optional

**Product Name Key:**

**Ride-On**

- e Battery
- RS Rider Stamped Deck
- ZS Timecutter® Stamped Deck
- ZXM Titan line MyRide
- ZR Timecutter Fabricated Deck
- MR Timecutter Fabricated MyRide®
- ZX Titan line
- 42 - 54 Deck Size
- 00 Standard Line
- 75 Premium Line
- S Single Cylinder
- T Twin Cylinder
- SD Side Discharge
- DC Rear Collection





RECOMMENDED LAWN SIZE	MEDIUM up to 500 m <sup>2</sup>		LARGE up to 1000 m <sup>2</sup>		
	RECYCLER®		SUPER RECYCLER	RECYCLER	
	S460 20944	S53VST 21753	C53AST 21693	S55OST 21770	S55A 21771
KEY FEATURES	Washout Port, Mulch Plug	SmartStow®, Integrated Mulch Plug	SmartStow, Vortex Technology, Height Adjustable Handlebar	SmartStow, Vortex Technology	Vortex Technology, Height Adjustable Handlebar, Recycle on Demand,
CUTTING WIDTH	46 cm	▶ 53 cm	53 cm	▶ 55 cm	55 cm
ENGINE/MOTOR	Toro® OHV 159cc	Briggs & Stratton® Series 675 EXI 163cc	Briggs & Stratton® Series 675 EXI 163cc	Briggs & Stratton Series 675 EXI 163cc	Briggs & Stratton Series 675 EXI 163cc
DRIVE SYSTEM	Fixed Speed, Rear-Wheel Drive	▶ Variable Speed, Rear-Wheel Drive	▶ AutoMatic Drive System, Rear-Wheel Drive	Fixed Speed, Front-Wheel Drive, High Wheel	▶ AutoMatic Drive System, Rear-Wheel Drive
STARTER	Recoil, Zone Start	Recoil, Zone Start	Recoil, Zone Start	Recoil, Zone Start	Recoil, Zone Start
HEIGHT OF CUT	1-point, 25-70 mm	2-point, 32-95mm	4-point, 32-108 mm	4-point, 25-105 mm	4-point, 25-105 mm
DECK TYPE	Steel	Steel	▶ Aluminium	Steel	Steel
WEIGHT	29 kg	30 kg	38 kg	32 kg	35 kg
GRASSBAG CAPACITY	55 L	▶ 57 L	▶ 63 L	63 L	63 L
FUEL TANK CAPACITY	1.0 L	0.95 L	0.95 L	0.9 L	0.9 L
<b>DIMENSIONS (Length x Width x Height, mm)</b>					
COLLAPSED	1230 x 530 x 560	1054 x 572 x 445	1054 x 585 x 1110	990 x 602 x 445	1029 x 597 x 406
ASSEMBLED	1480 x 530 x 1050	1435 x 572 x 1080	1577 x 585 x 1110	1500 x 580 x 1070	1500 x 580 x 1070
WARRANTY RESIDENTIAL*	2 Year Coverage* 2 Year Guaranteed to Start*	2 Year Coverage* 2 Year Guaranteed to Start*	5 Year Coverage* 5 Year Guaranteed to Start*	2 Year Coverage* 2 Year Guaranteed to Start*	2 Year Coverage* 2 Year Guaranteed to Start*
WARRANTY COMMERCIAL*	30 Days	90 Days	90 Days	90 Days	90 Days
BLADE ACCELERATOR	-	-	Standard	-	-
DECK KICKERS	-	-	Standard	-	-
WHEEL BEARINGS	-	-	Standard	-	-
DUAL BLADES	-	-	-	-	-
TRACTION ASSIST	-	-	-	-	-
2-IN-1 BAG, RECYCLE	-	-	Standard	Standard	Standard
3-IN-1 BAG, RECYCLE, SIDE DISCHARGE	Standard (Rear Discharge)	Standard	Optional	Optional	Optional



Model: 21816†

RECOMMENDED LAWN SIZE	LARGE up to 1000 m <sup>2</sup>			EXTRA LARGE over 1000 m <sup>2</sup>	
	RECYCLER			TIMEMASTER®	
	S55ABC 21772	S55AST 21773	S55AWST 21774	TM76 21810 / 21815	TM76K 21811 / 21816
KEY FEATURES	Vortex Technology, Blade Brake Clutch, Height Adjustable Handlebar, Recycle on Demand	SmartStow, Vortex Technology, Recycle on Demand, Height Adjustable Handlebar	SmartStow, Vortex Technology, Recycle on Demand, Height Adjustable Handlebar	Blade Brake Clutch, Height Adjustable Handlebar, Quick Storage Handlebar, Washout Port, Mulch Plug	Blade Brake Clutch, Height Adjustable Handlebar, Quick Storage Handlebar, Washout Port, Mulch Plug
CUTTING WIDTH	55 cm	55 cm	55 cm	▶ 76 cm	76 cm
ENGINE/MOTOR	Briggs & Stratton Series 675 EXI 163cc	Briggs & Stratton Series 675 EXI 163cc	Briggs & Stratton Series 675 EXI 163cc	Briggs & Stratton Series 1000 Quantum 223cc	Briggs & Stratton Series 1000 Quantum 223cc
DRIVE SYSTEM	AutoMatic Drive System, Rear-Wheel Drive	AutoMatic Drive System, Rear-Wheel Drive	AutoMatic Drive System All-Wheel Drive	AutoMatic Drive System w/ Traction Assist, Rear-Wheel Drive	AutoMatic Drive System w/ Traction Assist, Rear-Wheel Drive
STARTER	Recoil, Zone Start	Recoil, Zone Start	Recoil, Zone Start	Recoil, Zone Start	▶ Recoil/Electric, Zone Start
HEIGHT OF CUT	4-point, 25-102 mm	4-point, 25-102 mm	4-point, 25-102 mm	2-point, 32-108 mm	2-point, 32-108 mm
DECK TYPE	Steel	Steel	Steel	Steel	Steel
WEIGHT	37 kg	35 kg	37 kg	62 kg	65 kg
GRASSBAG CAPACITY	63 L	63 L	63 L	▶ 88 L	88 L
FUEL TANK CAPACITY	0.9 L	0.9 L	0.9 L	▶ 1.1 L	1.1 L
<b>DIMENSIONS (Length x Width x Height, mm)</b>					
COLLAPSED	1029 x 597 x 406	1029 x 597 x 406	1029 x 597 x 406	1041 x 813 x 533	1041 x 813 x 533
ASSEMBLED	1500 x 580 x 1070	1500 x 580 x 1070	1500 x 580 x 1070	1630 x 810 x 1120	1630 x 810 x 1120
WARRANTY RESIDENTIAL*	2 Year Coverage* 2 Year Guaranteed to Start*	2 Year Coverage* 2 Year Guaranteed to Start*	2 Year Coverage* 2 Year Guaranteed to Start*	3 Year Coverage* 3 Year Guaranteed to Start*	3 Year Coverage* 3 Year Guaranteed to Start*
WARRANTY COMMERCIAL*	90 Days	90 Days	90 Days	90 Days	90 Days

BLADE ACCELERATOR	-	-	-	-	-
DECK KICKERS	-	-	-	-	-
WHEEL BEARINGS	-	-	-	Standard	Standard
DUAL BLADES	-	-	-	Standard	Standard
TRACTION ASSIST	Optional	Optional	Standard	Standard	Standard
2-IN-1 BAG, RECYCLE	Standard	Standard	Standard	-	-
3-IN-1 BAG, RECYCLE, SIDE DISCHARGE	Optional	Optional	Optional	Standard	Standard

**Product Name Key:** e Battery    TM Dual-Force™ Cutting Deck    P Push    O One Speed    W All Wheel Drive (AWD)  
 S Steel Deck    36 - 76 Deck Size    A Automatic Drive Rear Wheel Drive (RWD)    BC Blade Brake Clutch (BBC)    K Key Start  
 C Cast Aluminium Deck    L Poly Deck    V Variable Speed Rear Wheel Drive (RWD)    ST SmartStow®





RECOMMENDED LAWN SIZE	UP TO 7000 m <sup>2</sup>				UP TO 10,000 m <sup>2</sup>
	TIMECUTTER®				
	ZS4200S 74683	ZS4200T 74677	ZR4200T 74679	MR4275T 74691	MR5075T 74695
KEY FEATURES	▶ Smart Speed, Onboard Storage, Hitch Kit, Washout Port	Smart Speed, Onboard Storage, Hitch Kit, Washout Port	Smart Speed, Onboard Storage, Hitch Kit, Washout Port	▶ MyRide®, Smart Speed, Hitch Kit, Washout Port	▶ MyRide, Smart Speed, Hitch Kit, Washout Port
CUTTING WIDTH	▶ 107 cm	107 cm	107 cm	107 cm	▶ 127 cm
DECK CONSTRUCTION	Stamped Deck	Stamped Deck	▶ Fabricated Deck	▶ Fabricated Deck	Fabricated Deck
ENGINE	Briggs & Stratton® 500cc Single	▶ Briggs & Stratton® 724cc V Twin Engine	Briggs & Stratton® 724cc V Twin Engine	Kohler® 725cc V Twin	Kohler 725cc V Twin
TRANSMISSION	Dual Hydrostatic	Dual Hydrostatic	Dual Hydrostatic	Dual Hydrostatic	Dual Hydrostatic
HEIGHT OF CUT	38 - 114 mm	38 - 114 mm	38-114mm	38 - 114 mm	38 - 114 mm
GRASSBAG CAPACITY	Optional, 227 L	Optional, 227 L	Optional -227 L	Optional, 227 L	Optional, 227 L
WEIGHT	232 kg	224 kg	230 kg	267 kg	288 kg
FUEL TANK CAPACITY	11.3 L	11.3 L	11.3 L	11.3 L	11.3 L
TYRE DIMENSIONS FRONT REAR	28 cm x 10 cm Smooth 46 cm x 19 cm - 20 cm	28 cm x 10 cm Smooth 46 cm x 19 cm - 20 cm	28 cm x 10 cm Smooth 46 cm x 19 cm - 20 cm	28 cm x 10 cm Smooth 46 cm x 19 cm - 20 cm	28 cm x 15 cm Smooth 46 cm x 24 cm - 20 cm
WARRANTY RESIDENTIAL*	3-Year Coverage	3-Year Coverage	3-Year Coverage	3-Year Coverage	3-Year Coverage
WARRANTY COMMERCIAL*	30 Days	30 Days	30 Days	30 Days	30 Days
ARMRESTS	-	-	-	Standard	Standard
ANTI-SCALP ROLLERS	Standard	Standard	Standard	Standard	Standard
HITCH KIT	Standard	Standard	Standard	Standard	Standard
RECYCLER®	Standard	Standard	Standard	Standard	Standard
WASHOUT PORT	Standard	Standard	Standard	Standard	Standard
DUAL HEADLIGHTS	Optional	Optional	Optional	Optional	Optional
SEAT - BACK HEIGHT	▶ 41 cm	41 cm	41 cm	▶ 46 cm	46 cm
SEAT ADJUSTMENT	-	-	-	Lever Slide	Lever Slide
ANTI-VIBRATION MAT	Optional	Optional	Optional	Optional	Optional
KIT - TWIN BAGGER	Optional Bagger Kit	Optional Bagger Kit	Optional Bagger Kit	Optional Bagger Kit	Optional Bagger Kit
DECK LIFT	Hand-lift Standard, Foot-lift Optional	Hand-lift Standard, Foot-lift Optional	Hand-lift Standard, Foot-lift Optional	Hand-lift Standard, Foot-lift Optional	Hand-lift Standard, Foot-lift Standard



Model: 74875



Model: 74890



Model: 74898

RECOMMENDED LAWN SIZE	UP TO 10,000 m <sup>2</sup> +							
	TITAN®							
	ZX4875 74875		ZXM4875 74890 / 76425		ZXM5475 74898 / 76530		ZXM6075 76635	
KEY FEATURES	Hitch Kit, Hourmeter		▶ MyRide®, Hitch Kit, Hourmeter		▶ MyRide®, Hitch Kit, Hourmeter		▶ MyRide®, Hitch Kit, Hourmeter	
CUTTING WIDTH	122 cm		122 cm		▶ 137 cm		▶ 152 cm	
DECK CONSTRUCTION	Fabricated Deck		Fabricated Deck		Fabricated Deck		Fabricated Deck	
ENGINE	Kohler 725cc V Twin		Kohler 725cc V Twin		Kohler 725cc V Twin		Kohler 725cc V Twin	
TRANSMISSION	Dual Hydrostatic		Dual Hydrostatic		Dual Hydrostatic		Dual Hydrostatic	
HEIGHT OF CUT	38 - 114 mm		38 - 114 mm		38 - 114 mm		38 - 114 mm	
GRASSBAG CAPACITY	Optional, 227 L		Optional, 227 L		Optional, 227 L		Optional, 227 L	
WEIGHT	344 kg†		360 kg†		373 kg†		371 kg	
FUEL TANK CAPACITY	18.9 L		18.9 L		18.9 L		18.9 L	
TYRE DIMENSIONS	<b>74875</b>	<b>76420</b>	<b>74890</b>	<b>76425</b>	<b>74898</b>	<b>76530</b>	<b>76635</b>	
Front Caster Tyres	33 cm x 16.5 cm	33 cm x 16.5 cm	33 cm x 16.5 cm	33 cm x 16.5 cm	33 cm x 16.5 cm	33 cm x 16.5 cm	33 cm x 16.5 cm	
Drive Tyres	56 cm x 28 cm	55.9 cm x 28 cm	56 cm x 28 cm	55.9 cm x 28 cm	56 cm x 28 cm	55.9 cm x 28 cm	55.9 cm x 28 cm	
WARRANTY RESIDENTIAL*	3-Year Coverage or 300 hrs		3-Year Coverage or 300 hrs		3-Year Coverage or 300 hrs		3-Year Coverage or 300 hrs	
WARRANTY COMMERCIAL*	30 Days		30 Days		30 Days		30 Days	
ARMRESTS	Standard		Standard		Standard		Standard	
ANTI-SCALP ROLLERS	Standard, 3		Standard, 3		Standard, 3		Standard, 3	
HITCH KIT	Standard		Standard		Standard		Standard	
RECYCLER®	Standard		Standard		Standard		Standard	
WASHOUT PORT	-		-		-		-	
DUAL HEADLIGHTS	Optional LED Kit		Optional LED Kit		Optional LED Kit		Optional LED Kit	
SEAT - BACK HEIGHT	46 cm		46 cm		46 cm		46 cm	
SEAT ADJUSTMENT	Lever Slide - 6 Positions, 10cm Travel		Lever Slide - 6 Positions, 10cm Travel		Lever Slide - 6 Positions, 10cm Travel		Lever Slide - 6 Positions, 10cm Travel	
ANTI-VIBRATION MAT	Standard		Standard		Standard		Standard	
KIT - TWIN BAGGER	Optional Powered Bagger Kit		Optional Powered Bagger Kit		Optional Powered Bagger Kit		Optional Powered Bagger Kit	
DECK LIFT	Foot-lift Standard		Foot-lift Standard		Foot-lift Standard		Foot-lift Standard	

Product Name Key: e Battery      ZR Timecutter Fabricated Deck      ZXM Titan line MyRide      75 Premium Line      SD Side Discharge  
 RS Rider Stamped Deck      MR Timecutter Fabricated MyRide®      42 - 54 Deck Size      S Single Cylinder      DC Rear Collection  
 ZS Timecutter® Stamped Deck      ZX Titan line      00 Standard Line      T Twin Cylinder

\* Image shown is a computer rendering. Actual product may vary



# TOP 10 REASONS TO BUY TORO® GENUINE PARTS



**1 PERFECT & QUALITY FIT**

To ensure you are getting the most out of your Toro insist on Genuine Toro Parts. Toro parts are designed for an exact fit, reducing the wear on your machine.



**2 24 - 48 HOUR DELIVERY**

Most local channel partners deliver parts within 24 hours. Toro backs this promise with 48-hour delivery support.

**3 KNOWLEDGEABLE SERVICE TECHNICIANS**


Dependability Innovation New Technr  
 Innovation New Technology Trust Loy  
 New Technology Trust Loyalty Depen  
 Technology Trust Loyalty Dependabi  
 Trust Loyalty Dependability Innovati  
 Dependability Innovation New Technr  
 Innovation New Technology Trust Loy  
 New Technology Trust Loyalty Depen  
 Technology Trust Loyalty Dependabil  
 Trust Loyalty Dependability Innovati



**5 WORLDWIDE DEALER & DISTRIBUTOR NETWORK**

**4 PRICE REFLECTS**

- ✓ QUALITY
- ✓ PERFORMANCE
- ✓ DURABILITY



**6 98% FILL RATE**

Your local channel partner, supported by Toro's parts network, offers the parts you need when you need them.




# 7 90 DAY WARRANTY



Peace of mind with Toro's 90 Day Warranty on consumer parts.

# 8 DURABILITY

Built tough, Toro parts are engineered to not only meet but exceed your expectations.




# 9

## TORO INVESTS IN INNOVATION

Toro reinvests a percentage of revenue towards continuing innovation of new products

Dependability Innovation New Techno  
novation New Techno  
New Technology Trust  
New Technology Trust  
Technology Trust Loya  
Trust Loyalty Depend  
Dependability Innovati  
novation New Techno  
New Technology Trust  
Technology Trust Loya  
Trust Loyalty Depend



# 1500+ PATENTS OVER 100 YEARS

Since the inception of The Toro Company, we have been patenting our products and protecting the innovation that Toro brings to market.

\*Specifications and design subject to change without notice. Products depicted in this literature are for demonstration purposes only. Actual products offered for sale may vary in use, design, required attachments and safety features. All trademarks are property of their respective owners.





Every product that carries the Toro® brand is backed by over 100 years of history, innovation and timeless dependability. We never stop investing in research and development to give our customers the latest features. That's why Toro is one of the best-known, most trusted brands in the business. We also stand behind our products with a global network of knowledgeable dealers for parts and service support.

**The Brand Professionals Trust.**



**Count on it.**



toro.com  
 Worldwide Headquarters  
 The Toro Company  
 8111 Lyndale Ave. So.  
 Bloomington, MN 55420 U.S.A.  
 Phone: (1) 952 888 8801  
 Fax: (1) 952 887 8258

©2024 The Toro Company.  
 All Rights Reserved.

24-502-M-ASTER

*Products depicted in this literature are for demonstration purposes only. Actual products offered for sale may vary in use, design, required attachments and safety features. We reserve the right to improve our products and make changes in specifications, design and standard equipment without notice and without incurring obligation. See your distributor for details on all our warranties.*



facebook.com/TheToroCompany  
 twitter.com/TheToroCompany  
 youtube.com/ToroCompanyEurope

**Γεωμηχανική Αθηνών ΕΠΕ**  
**www.geomechaniki.gr**  
**Ίλιος 13, Αγ. Δημήτριος, 17341**  
**210 9350054 - 210 9310784**